



01

02

03

04

05

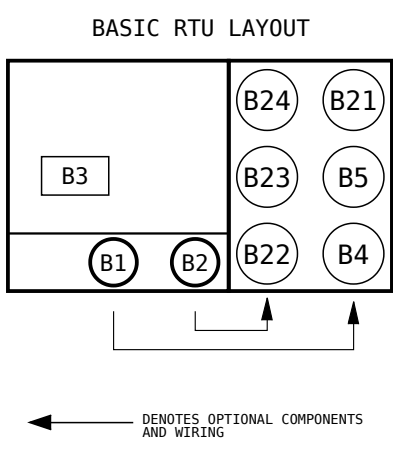
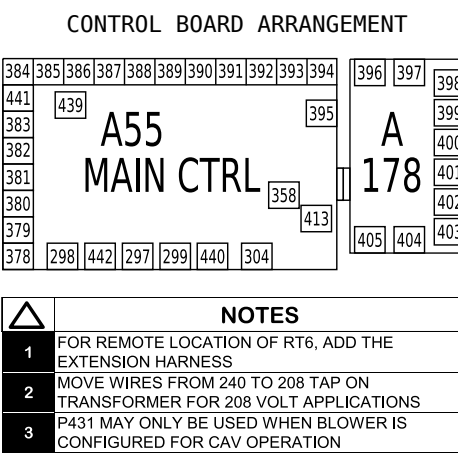
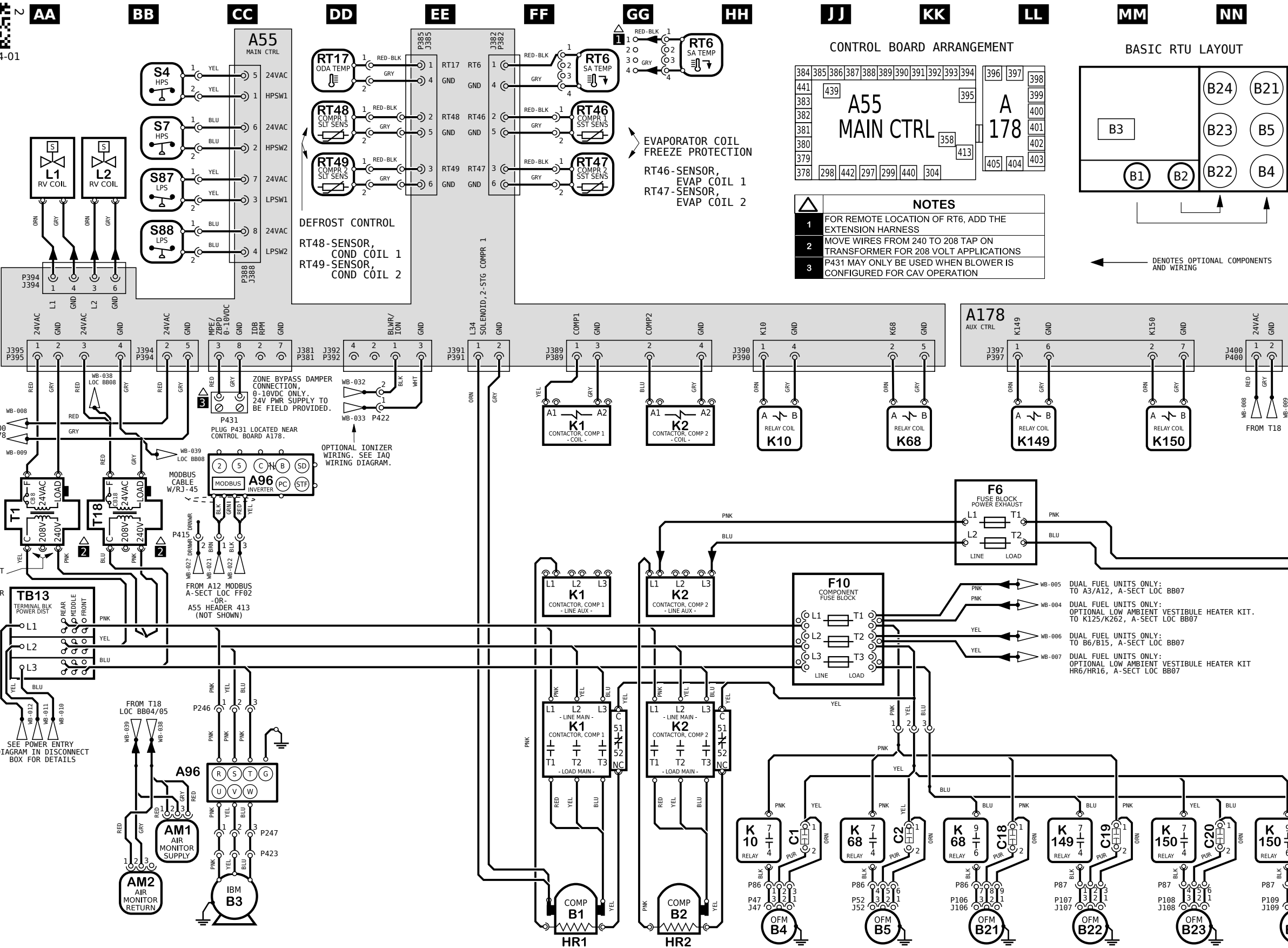
06

07

08

09

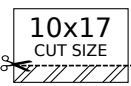
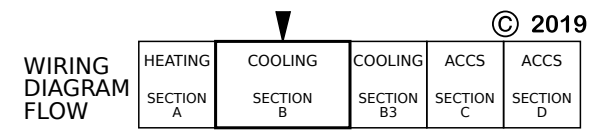
10



LOCATION	COMPONENT DESCRIPTION
CC05/08	A96 CONTROL INVERTER, BLOWER
BB09	AM1, AM2 AIR MONITOR, SUPPLY/RETURN, IAQ-TVOC
FF/GG10	B1, B2 COMPRESSOR 1, 2
CC10	B3 MOTOR, BLOWER
HH/JJ/KK10	B4, B5, B21 MOTOR, OUTDOOR FAN 1, 2, 3
MM/NN/PP10	B22, B23, B24 MOTOR, OUTDOOR FAN 4, 5, 6
QQ09	B10, B11 MOTOR, EXHAUST FAN 1, 2
JJ/KK/LL09	C1, C2, C18 CAPACITOR, OUTDOOR FAN 1, 2, 3
MM/NN/PP09	C19, C20, C21 CAPACITOR, OUTDOOR FAN 4, 5, 6
QQ09	C6, C8 CAPACITOR, EXHAUST FAN 1, 2
LL06	F6 FUSE, EXHAUST FAN
JJ07	F10 FUSE, COMPONENT
FF/GG10	HR1, HR2 HEATER, COMPRESSOR 1, 2
FF/GG05,06,08	K1, K2 CONTACTOR, COMPRESSOR 1, 2
HH/JJ/KK05,09	K10, K68 RELAY, OUTDOOR FAN 1, 2, 3
LL/MM/NN05,09	K149, K150 RELAY, OUTDOOR FAN 4, 5, 6
QQ07	K65, K231 RELAY, EXHAUST FAN 1, 2
AA02	L1, L2 VALVE, REVERSING, SOLENOID
GG01	RT6 SENSOR, A55 DISCHARGE (IMC)
DD01	RT17 SENSOR, OUTSIDE AIR TEMP.
GG02	RT46, RT47 SENSOR, SAT. SUCT. TEMP., COMP. 1, 2
DD02	RT48, RT49 SENSOR, SAT. LIQUID TEMP., COMP. 1, 2
BB01/02	S4, S7 LIMIT, HI PRESS. SWITCH, COMP. 1, 2
BB02/03	S87, S88 SWITCH, LOW PRESS., COMP. 1, 2
AA06	T1 TRANSFORMER, CONTROL
BB06	T18 TRANSFORMER, CONTACTOR
AA07	TB13 TERMINAL STRIP, POWER DISTRIBUTION

Model: LHT, LDT 156H, 180H, 240H - Y-VOLT  
MSAV - NO BYPASS

Voltage: 208-240V/3~/60Hz (Y)  
Supersedes: N/A Form No: 538224-01 Rev: 2



REV	EC NO.	DATE	BY	APVD	REVISION NOTE
---	CN-010356	06-22-2022	MXR6	JAL21	ORIGINATED AT PD&R CARROLLTON, TX
001	CN-010356E	07-26-2022	MXR6	JAL21	A) REVERSED HIGH VOLTAGE WIRING ON T18 TRANSFORMER.
002	CN-012015A	04-11-2024	MXR6	JAL21	UPDATED GND SYMBOLS ON MOTORS AND INVERTER

© 2019



01

02

03

04

05

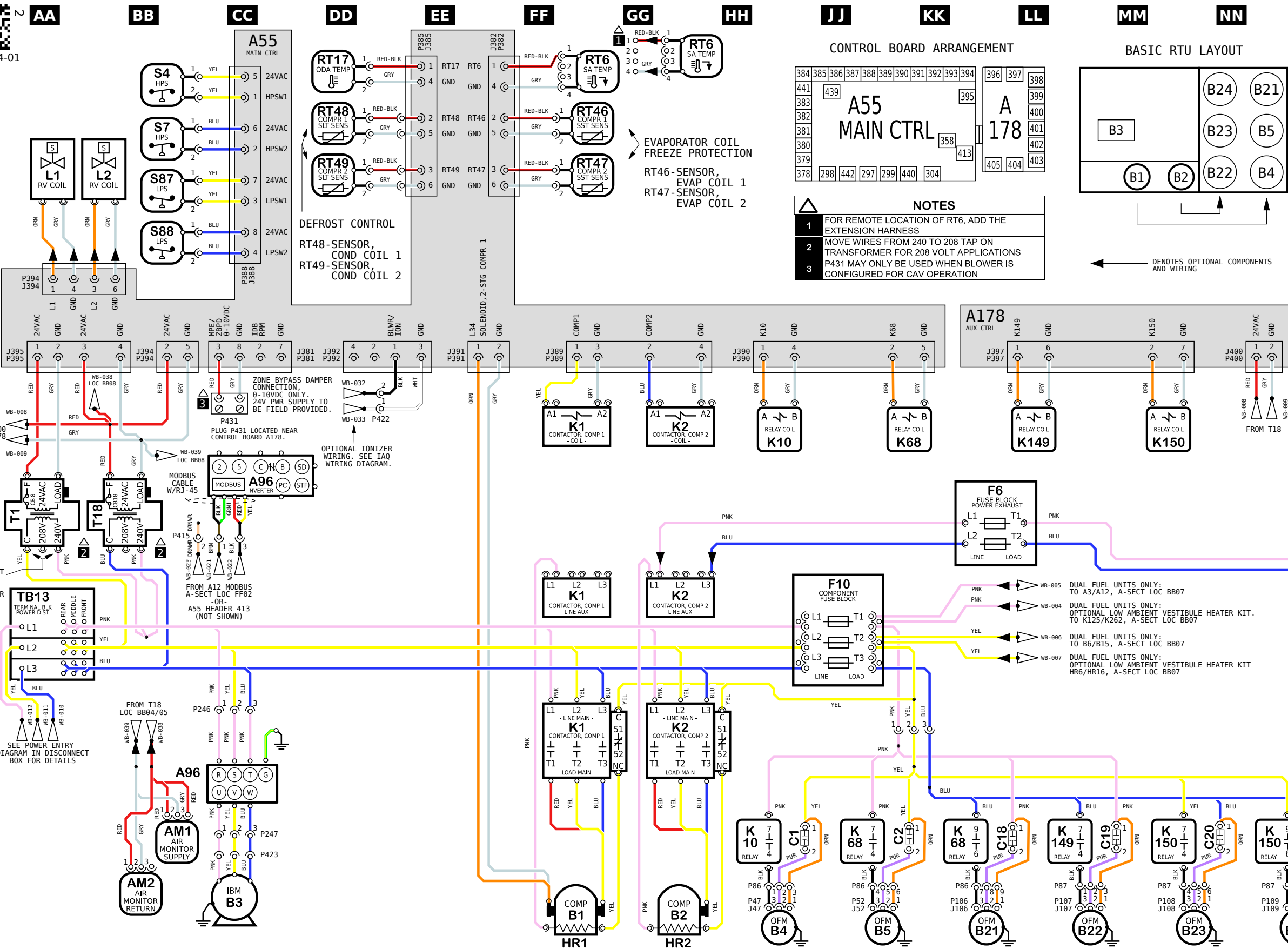
06

07

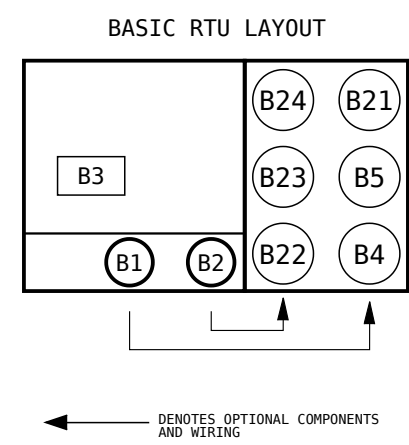
08

09

10



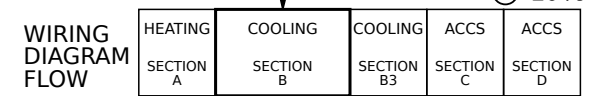
LOCATION	COMPONENT DESCRIPTION
CC05/08	A96 CONTROL INVERTER, BLOWER
BB09	AM1, AM2 AIR MONITOR, SUPPLY/RETURN, IAQ-TVOC
FF/GG10	B1, B2 COMPRESSOR 1, 2
CC10	B3 MOTOR, BLOWER
HH/JJ/KK10	B4, B5, B21 MOTOR, OUTDOOR FAN 1, 2, 3
MM/NN/PP10	B22, B23, B24 MOTOR, OUTDOOR FAN 4, 5, 6
QQ09	B10, B11 MOTOR, EXHAUST FAN 1, 2
JJ/KK/LL09	C1, C2, C18 CAPACITOR, OUTDOOR FAN 1, 2, 3
MM/NN/PP09	C19, C20, C21 CAPACITOR, OUTDOOR FAN 4, 5, 6
QQ09	C6, C8 CAPACITOR, EXHAUST FAN 1, 2
LL06	F6 FUSE, EXHAUST FAN
JJ07	F10 FUSE, COMPONENT
FF/GG10	HR1, HR2 HEATER, COMPRESSOR 1, 2
FF/GG05,06,08	K1, K2 CONTACTOR, COMPRESSOR 1, 2
HH/JJ/KK05,09	K10, K68 RELAY, OUTDOOR FAN 1, 2, 3
LL/MM/NN05,09	K149, K150 RELAY, OUTDOOR FAN 4, 5, 6
QQ07	K65, K231 RELAY, EXHAUST FAN 1, 2
AA02	L1, L2 VALVE, REVERSING, SOLENOID
GG01	RT6 SENSOR, A55 DISCHARGE (IMC)
DD01	RT17 SENSOR, OUTSIDE AIR TEMP.
GG02	RT46, RT47 SENSOR, SAT. SUCT. TEMP., COMP. 1, 2
DD02	RT48, RT49 SENSOR, SAT. LIQUID TEMP., COMP. 1, 2
BB01/02	S4, S7 LIMIT, HI PRESS. SWITCH, COMP. 1, 2
BB02/03	S87, S88 SWITCH, LOW PRESS., COMP. 1, 2
AA06	T1 TRANSFORMER, CONTROL
BB06	T18 TRANSFORMER, CONTACTOR
AA07	TB13 TERMINAL STRIP, POWER DISTRIBUTION



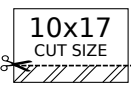
← DENOTES OPTIONAL COMPONENTS AND WIRING

Model: LHT, LDT 156H, 180H, 240H - Y-VOLT  
MSAV - NO BYPASS

Voltage: 208-240V/3~/60Hz (Y)  
Supersedes: N/A Form No: 538224-01 Rev: 2



**WARNING**  
DISCONNECT ALL POWER BEFORE SERVICING.  
ELECTRIC SHOCK HAZARD, CAN CAUSE INJURY OR DEATH. UNIT MUST BE GROUNDED IN ACCORDANCE WITH NATIONAL AND LOCAL CODES.  
FOR USE WITH COPPER CONDUCTORS ONLY. REFER TO UNIT RATING PLATE FOR MINIMUM CIRCUIT AMPACITY AND MAXIMUM OVERCURRENT PROTECTION SIZE.  
IF ANY WIRE IN THIS APPLIANCE IS REPLACED, IT MUST BE REPLACED WITH WIRE OF LIKE SIZE, RATING AND INSULATION THICKNESS.



REV	EC NO.	DATE	BY	APVD	REVISION NOTE
---	CN-010356	06-22-2022	MXR6	JAL21	ORIGINATED AT PD&R CARROLLTON, TX
001	CN-010356E	07-26-2022	MXR6	JAL21	A) REVERSED HIGH VOLTAGE WIRING ON T18 TRANSFORMER.
002	CN-012015A	04-11-2024	MXR6	JAL21	UPDATED GND SYMBOLS ON MOTORS AND INVERTER

© 2019