



VRF

VWMB

Wall-Mounted Non-Ducted Indoor Models - 60 Hz

Bulletin No. 210887

April 2019

**COMMERCIAL
PRODUCT SPECIFICATIONS**

High efficiency, low-sound, three-speed Wall Mount unit with LED display offers three access points for refrigerant outlet pipes: left, right or rear. The front panel can be raised to 65° for accessible wiring and maintenance. Swing louver angles to 90°. Installs vertically against wall.



APPROVALS

- Units are ETL certified for the U.S. and Canada

WARRANTY

- **Components** - Limited ten years for qualifying installations.
- See Warranty Certificate for details

FEATURES

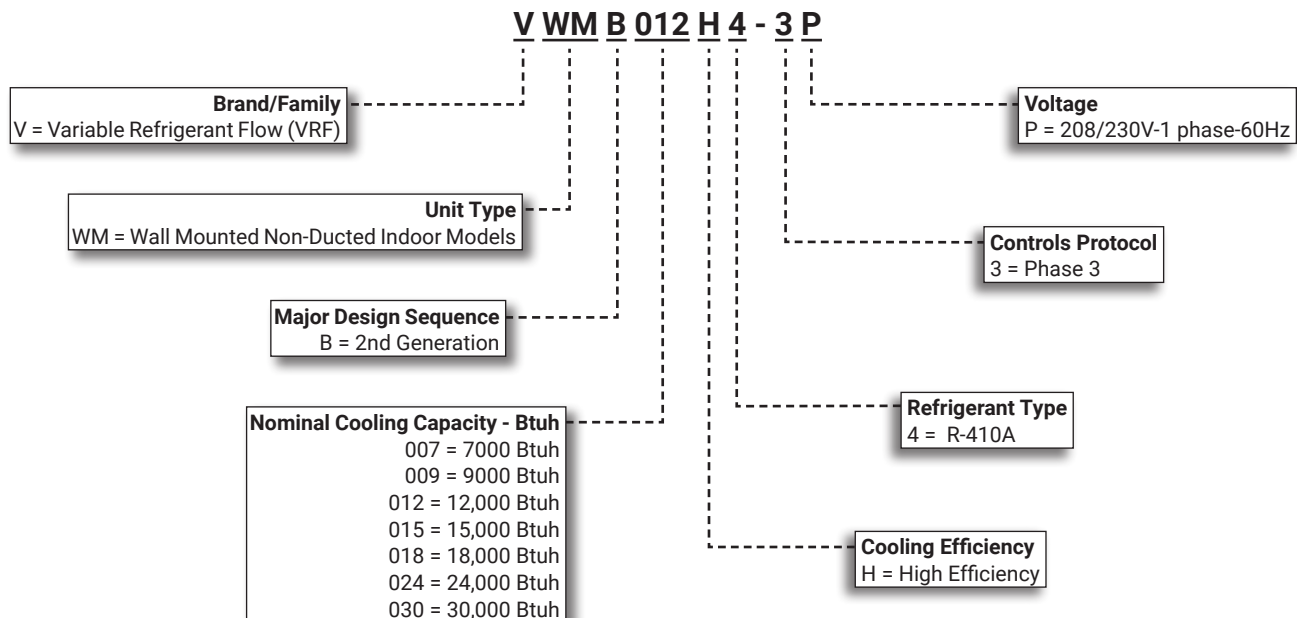
- **Pre-Heat Function** - Delays the operation of the fan until the indoor coil has reached a pre-determined temperature which prevents the discharge of cold air while the system is operating in the "heating" mode
- **LED Readout** - Mounted on unit. LED displays unit operation status, and codes for maintenance and servicing
- **Auto Addressing** - An optional wireless remote control (not furnished) can be used to inquire and modify each indoor unit's address

TABLE OF CONTENTS

Air Throw Data 8
 Cooling Capacity 10
 Dimensions 4
 Heating Capacity 14
 Installation Clearances 5
 Model Number Identification 1
 Sound Data 6
 Specifications 2

- **Auto-Restart** - Automatically restores the previous function setting if power is interrupted
- **Condensate Pump Connection** - Control board has connection for condensate lift pump operation (not furnished)
- **Electronic Expansion Valve** - Assures optimal performance throughout the application range
- **Flare Connections** - Equipped with liquid and gas flare fittings for quick and secure piping
- **Multi-Refrigerant Outlet** - Allows left, right, or rear access for refrigeration line connection
- **Three-Stage Fan Speed** - High efficiency DC fan motor functions at three levels: low, medium and high

MODEL NUMBER IDENTIFICATION



SPECIFICATIONS
007 - 015

General Data		Nominal kBtuh	7	9	12	15
Model Number		VWMB007H4	VWMB009H4	VWMB012H4	VWMB015H4	
¹ Cooling Performance	Net Cooling Capacity - Btuh	7,500	9,500	12,000	15,000	
	Total Unit Power Input (W)	20	20	25	29	
	Rated current (A)	0.2	0.2	0.25	0.35	
¹ Heating Performance	Net Heating Capacity - Btuh	8,500	11,000	13,600	17,100	
	Total Unit Power Input (W)	20	20	25	35	
	Rated current (A)	0.2	0.2	0.25	0.35	
Refrigerant	Type	R-410A	R-410A	R-410A	R-410A	
Indoor fan motor	Input - W	18	18	21	26	
	Speed (high / medium / low) - rpm	700 / 650 / 565	700 / 650 / 565	770 / 700 / 655	950 / 840 / 760	
Indoor coil	Number of rows	1	1	1	2	
	Fin spacing - in.	3/64	3/64	3/64	3/64	
	Coil length x height x width - in.	27-5/8 x 12-3/8 x 1/2			27-5/8 x 12-3/8 x 1	
	Number of circuits	3	3	3	5	
	Tube outside diameter and type - in.	1/4 - Rifled Copper Tubing				
	Fin type	Hydrophilic Coated Aluminum				
	Expansion device type	Electronic Expansion Valve				
	Design Pressure (high / low)- psig	650 / 250				
Indoor Coil Connections	Liquid pipe o.d. - in. (flare)	1/4	1/4	1/4	1/4	
	Gas pipe o.d. - in. (flare)	1/2	1/2	1/2	1/2	
	Gravity drain connection o.d. - in.	(1) 5/8	(1) 5/8	(1) 5/8	(1) 5/8	
Indoor Blower	Airflow (high / medium / low) - cfm	310 / 275 / 230	310 / 275 / 230	350 / 300 / 280	400 / 340 / 300	
	Sound data (high / medium / low) dBA	32.8 / 31.7 / 30.7	32.9 / 31.7 / 30.6	34.9 / 32.1 / 31.1	38.6 / 36.3 / 35.2	
Control Wiring (AWG)	2-Core Shielded, Stranded, Polarity Sensitive, 18 AWG					
Weight Data	Unit weight (net / shipping) - lbs.	27 / 35	27 / 35	27 / 35	30 / 38	
ELECTRICAL DATA						
	Line voltage data - 60 Hz - 1ph	208/230V	208/230V	208/230V	208/230V	
	² Maximum overcurrent protection (amps)	15	15	15	15	
	³ Minimum circuit ampacity	0.23	0.24	0.27	0.34	
	Indoor Blower Motor - Full load amps	0.18	0.19	0.21	0.27	

¹ Nominal capacities are based on the following conditions (with 25 ft. of connecting refrigerant lines);

- Cooling Ratings - 95°F outdoor air temperature and 80°F db/67°F wb entering indoor coil air.

- Heating Ratings - 47°F db/43°F wb outdoor air temperature and 70°F db entering indoor coil air.

² HACR type circuit breaker or fuse.

³ Refer to National or Canadian Electrical Code manual to determine wire, fuse and disconnect size requirements.

SPECIFICATIONS

018 - 030

General Data		Nominal kBtuh	18	24	30
		Model Number	VWMB018H4	VWMB024H4	VWMB030H4
¹ Cooling Performance	Net Cooling Capacity - Btuh		19,000	24,000	30,000
	Total Unit Power Input (W)		35	60	60
	Rated current (A)		0.35	0.50	0.55
¹ Heating Performance	Net Heating Capacity - Btuh		21,500	27,300	34,100
	Total Unit Power Input (W)		35	60	60
	Rated current (A)		0.35	0.50	0.55
Refrigerant	Type		R-410A	R-410A	R-410A
Indoor fan motor	Input - W		32	40	52
	Speed (high / medium / low) - rpm		1050 / 920 / 840	1030 / 920 / 790	1150 / 1020 / 850
Indoor coil	Number of rows		2	2	2
	Fin spacing - in.		3/64	3/64	3/64
	Coil length x height x width - in.		27-5/8 x 12-3/8 x 1	32-1/2 x 15-3/4 x1	32-1/2 x 15-3/4 x1
	Number of circuits		5	5	5
	Tube outside diameter and type - in.		1/4 - Rifled Copper Tubing		
	Fin type		Hydrophilic Coated Aluminum		
	Expansion device type		Electronic Expansion Valve		
	Design Pressure (high / low)- psig		650 / 250		
Indoor Coil Connections	Liquid pipe o.d. - in. (flare)		3/8	3/8	3/8
	Gas pipe o.d. - in. (flare)		5/8	5/8	5/8
	Gravity drain connection o.d. - in.		(1) 5/8	(1) 5/8	(1) 5/8
Indoor Blower	Airflow (high / medium / low) - cfm		450 /380 / 340	620 / 530/ 430	700 / 600 / 480
	Sound data (high / medium / low) dBA		41.8 / 37.3 / 35.6	43.3 / 40.4 / 36.7	46.5 / 43.2 / 39.1
Control Wiring (AWG)			2-Core Shielded, Stranded, Polarity Sensitive, 18 AWG		
Weight Data	Unit weight (net / shipping) - lbs.		30 / 51	38 / 51	38 / 51

ELECTRICAL DATA

	Line voltage data - 60 Hz - 1ph		208/230V	208/230V	208/230V
	² Maximum overcurrent protection (amps)		15	15	15
	³ Minimum circuit ampacity		0.42	0.52	0.65
	Indoor Blower Motor - Full load amps		0.33	0.41	0.52

¹ Nominal capacities are based on the following conditions (with 25 ft. of connecting refrigerant lines);

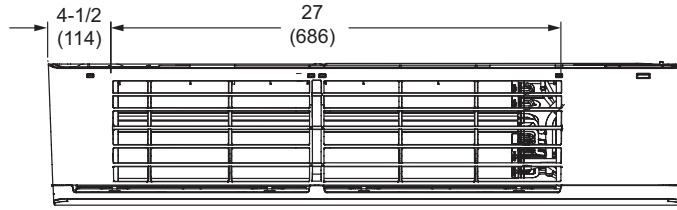
- Cooling Ratings - 95°F outdoor air temperature and 80°F db/67°F wb entering indoor coil air.
- Heating Ratings - 47°F db/43°F wb outdoor air temperature and 70°F db entering indoor coil air.

² HACR type circuit breaker or fuse.

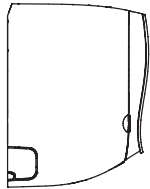
³ Refer to National or Canadian Electrical Code manual to determine wire, fuse and disconnect size requirements.

DIMENSIONS

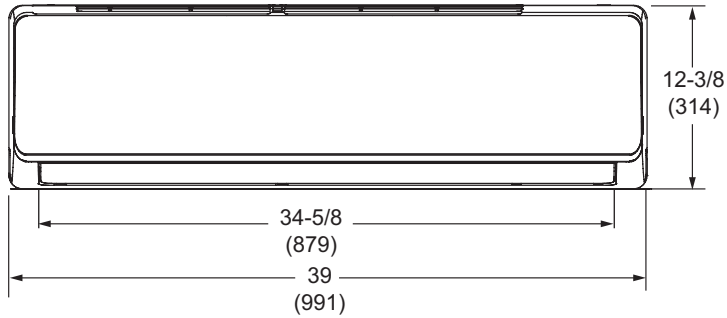
VWMB007H4, VWMB009H4, VWMB012H4, VWMB015H4, VWMB018H4



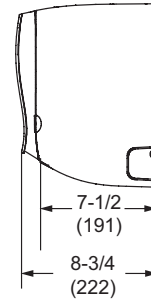
TOP VIEW



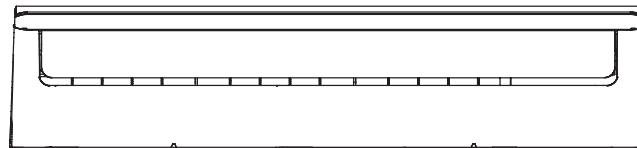
SIDE VIEW



FRONT VIEW

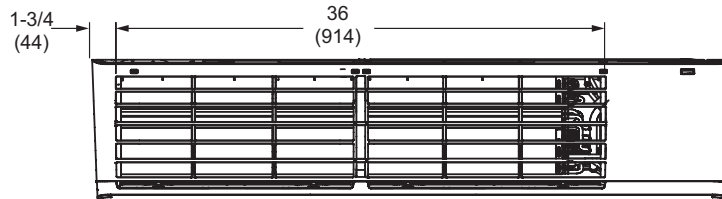


SIDE VIEW

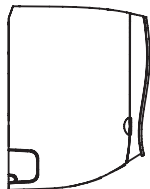


BOTTOM VIEW

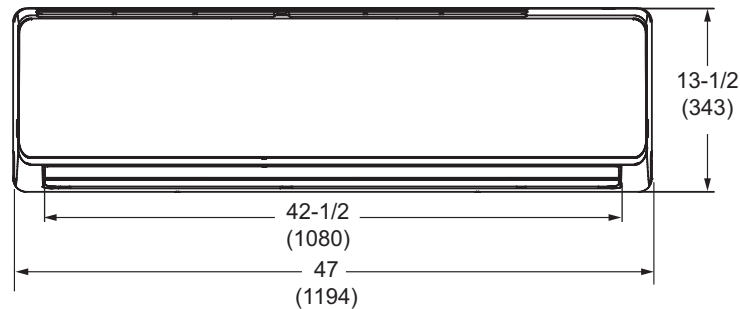
VWMB024H4, VWMB030H4



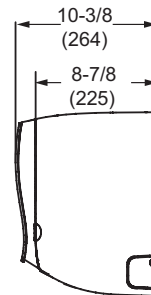
TOP VIEW



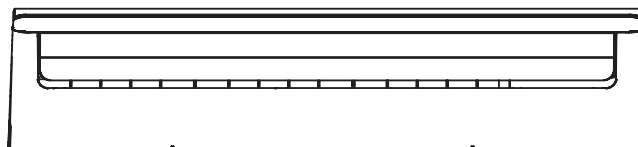
SIDE VIEW



FRONT VIEW

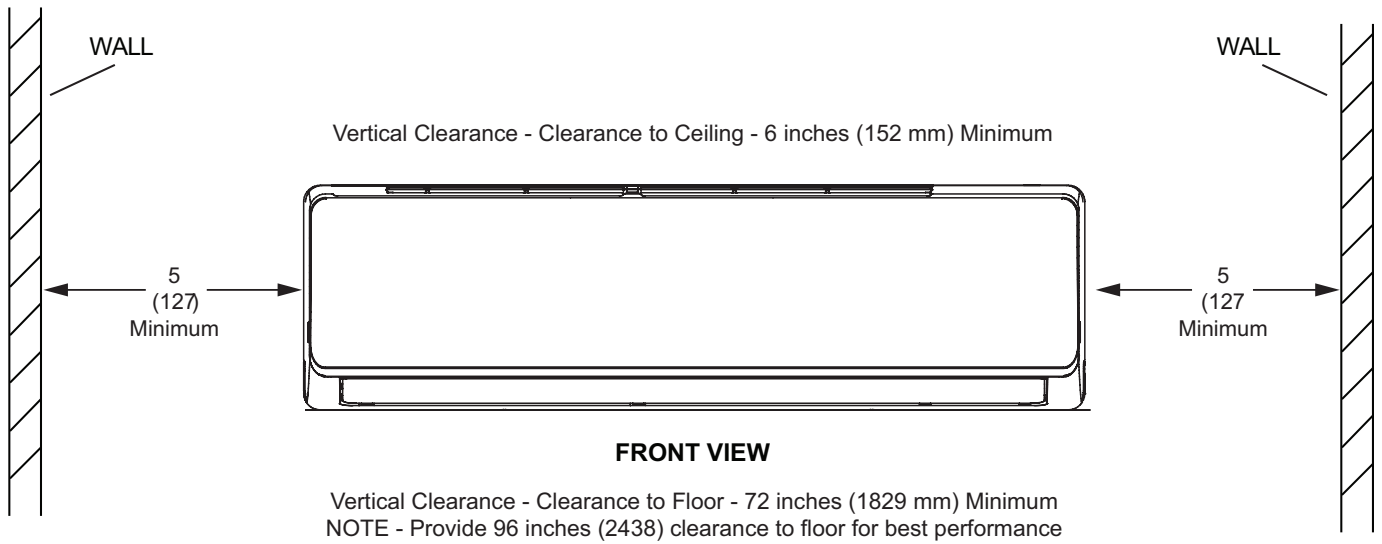


SIDE VIEW



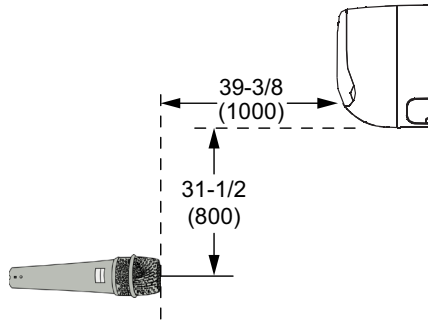
BOTTOM VIEW

INSTALLATION CLEARANCES



SOUND DATA

SOUND LEVELS



NOTE:

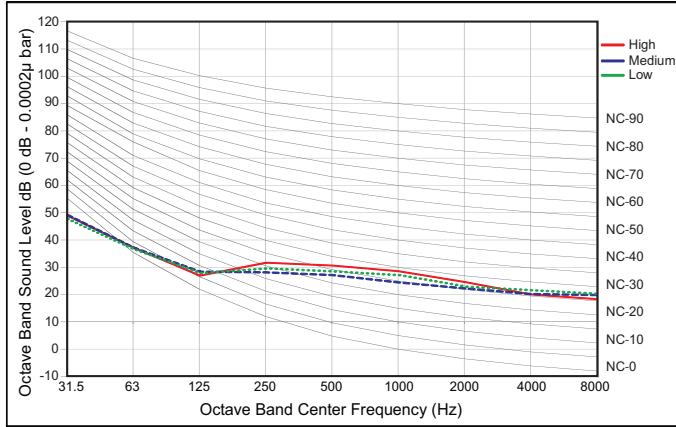
- Semi-anechoic chamber conversion value is measured at a point 39-3/8 inches (1000 mm) in front of the unit at a height of 31-1/2 inches (800 mm).

Model No.	Sound Rating Number (dBA)		
	Low	Medium	High
VWMB007H4	30.7	31.7	32.8
VWMB009H4	30.6	31.7	32.9
VWMB012H4	31.1	32.1	34.9
VWMB015H4	35.2	36.3	38.6
VWMB018H4	35.6	37.3	41.8
VWMB024H4	36.7	40.4	43.3
VWMB030H4	39.1	43.2	46.5

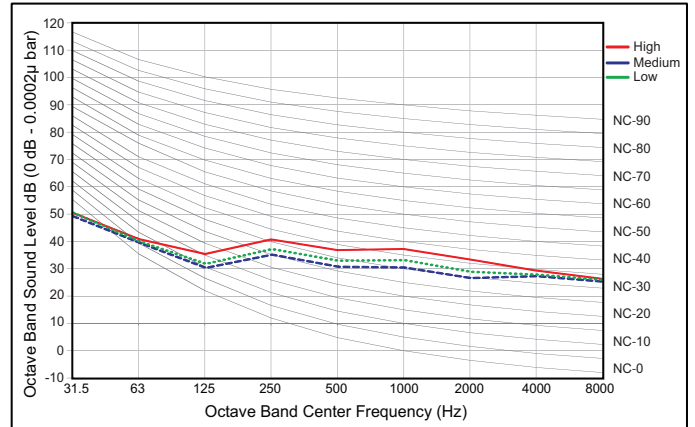
SOUND DATA

OCTAVE BAND LEVELS

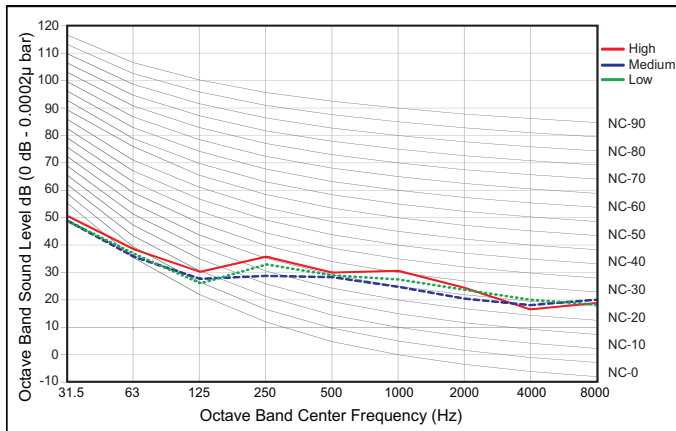
VWMB007H4



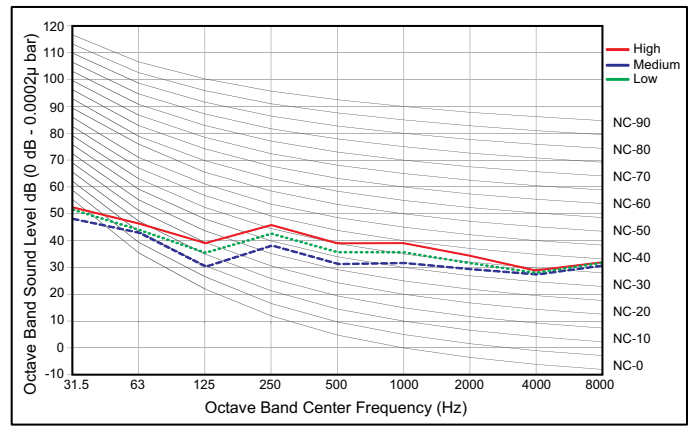
VWMB018H4



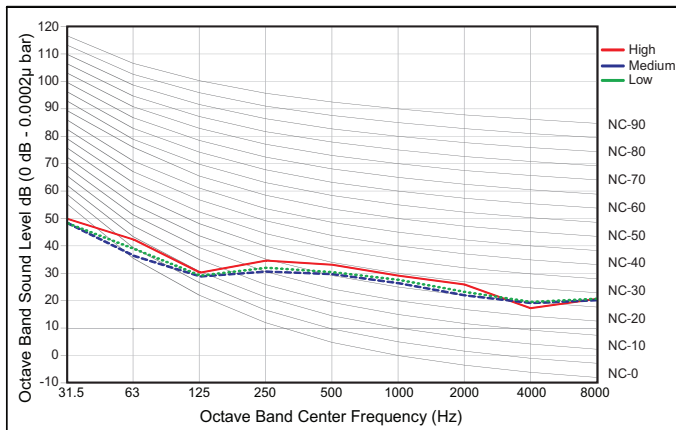
VWMB009H4



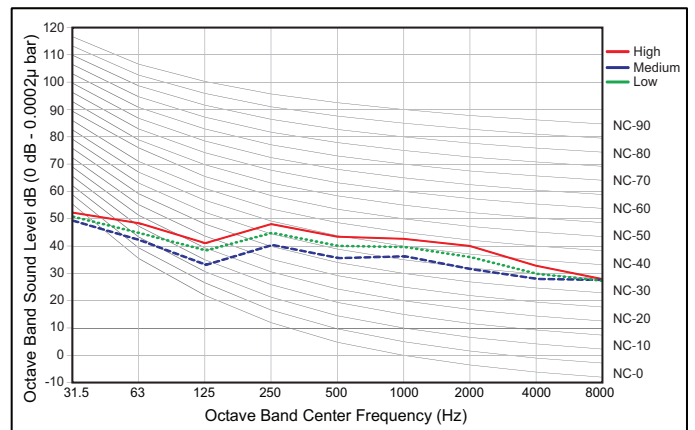
VWMB024H4



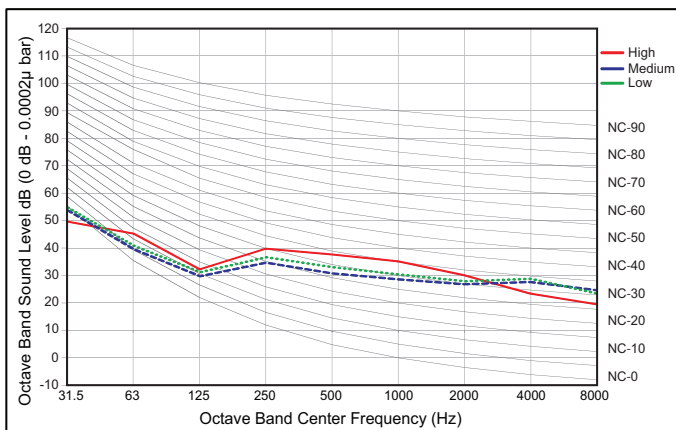
VWMB012H4



VWMB030H4

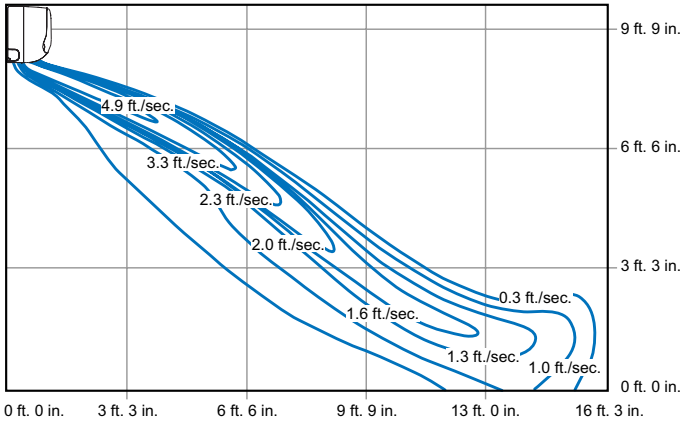


VWMB015H4

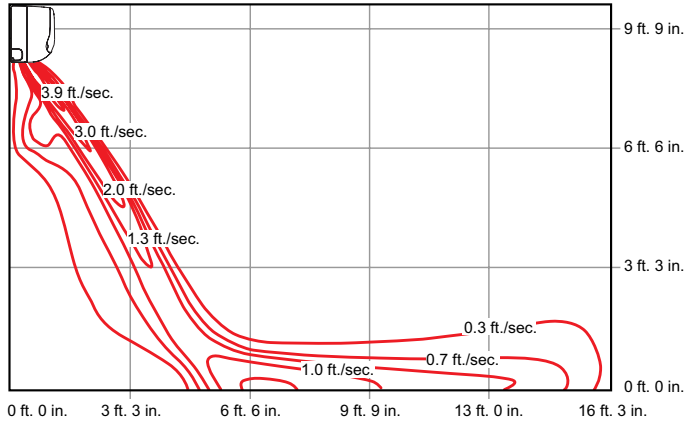


AIR THROW DATA

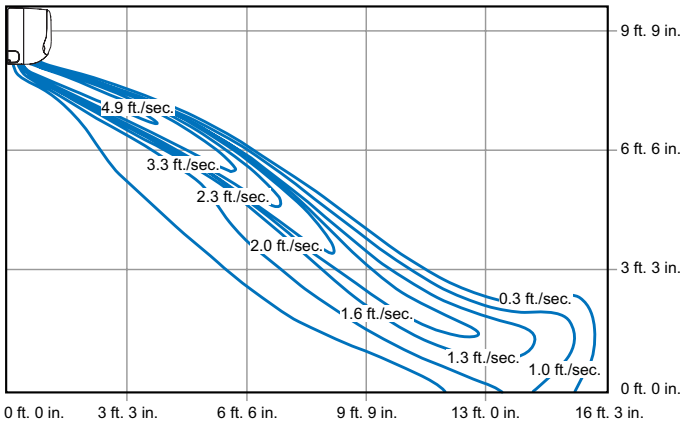
VWMB007H4 - COOLING



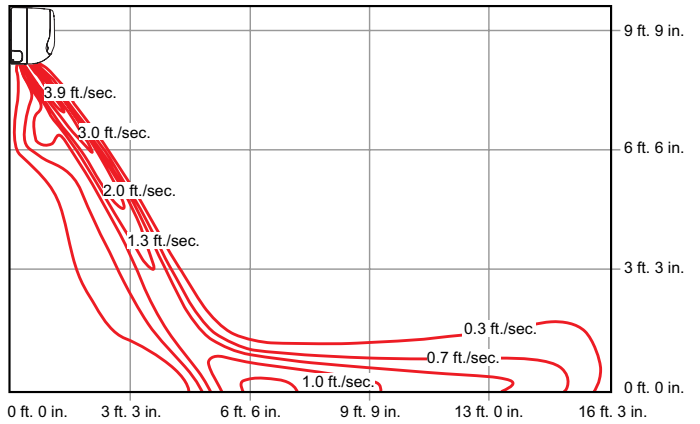
VWMB007H4 - HEATING



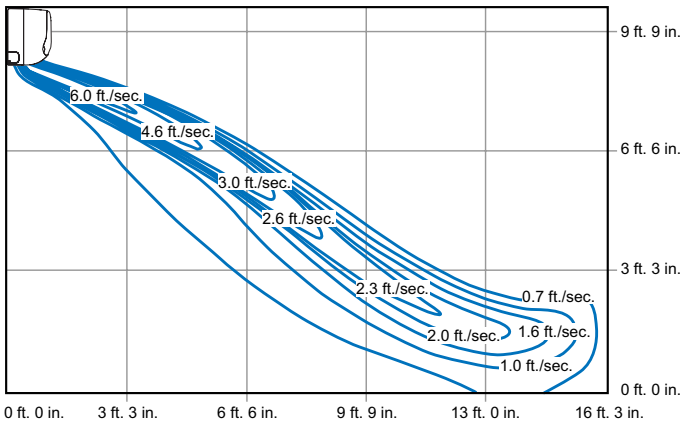
VWMB009H4 - COOLING



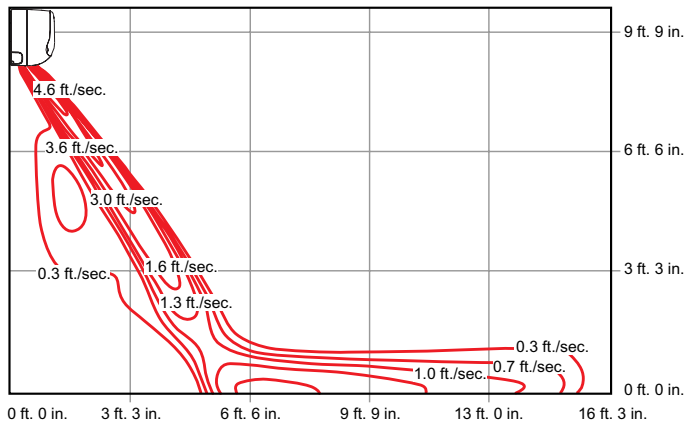
VWMB009H4 - HEATING



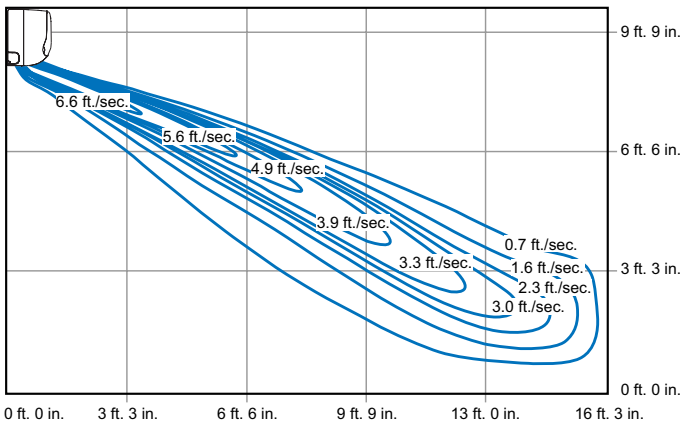
VWMB012H4 - COOLING



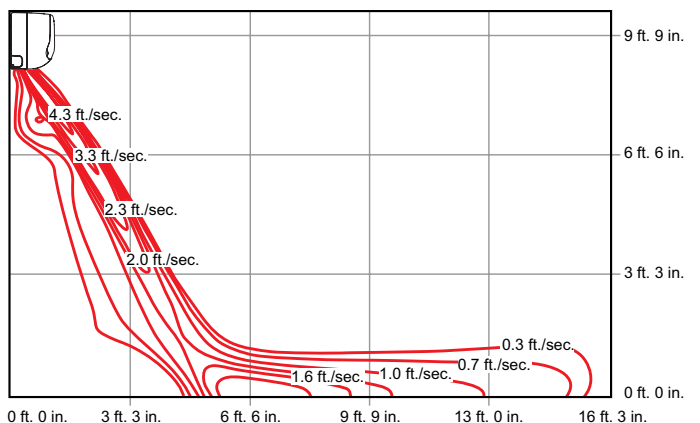
VWMB012H4 - HEATING



VWMB015H4 - COOLING

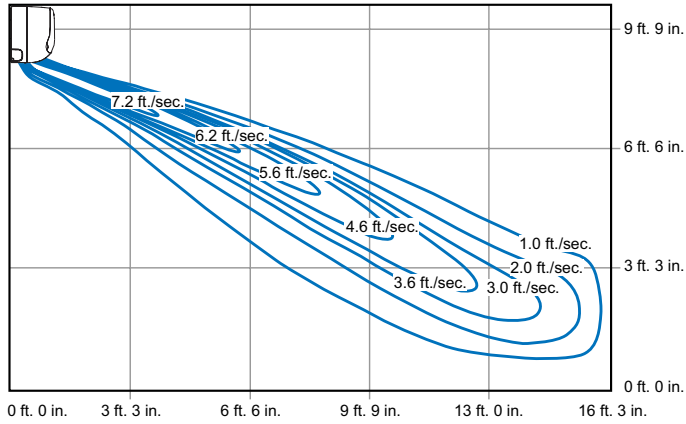


VWMB015H4 - HEATING

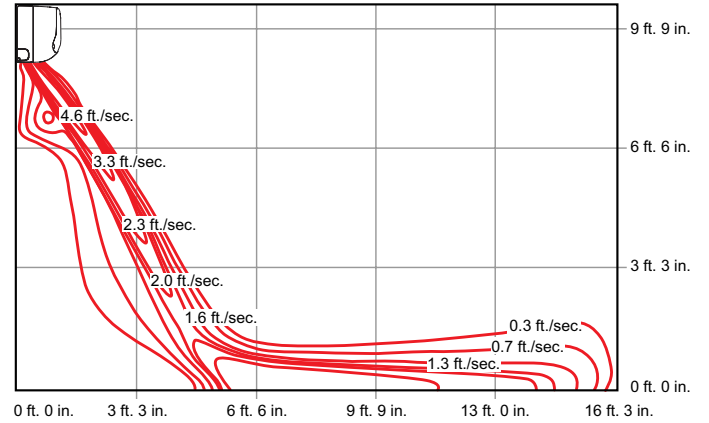


AIR THROW DATA

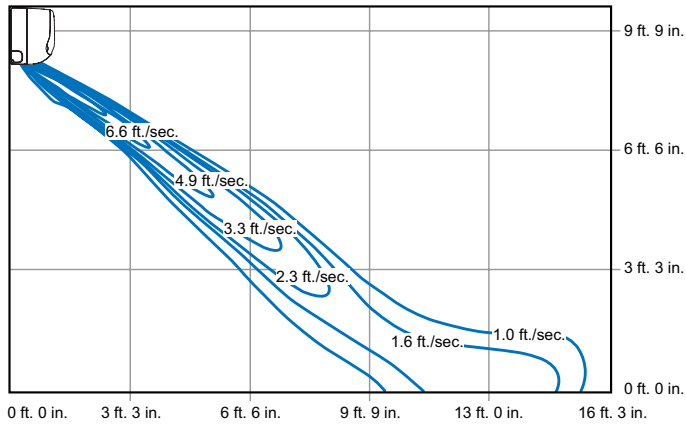
VWMB018H4 - COOLING



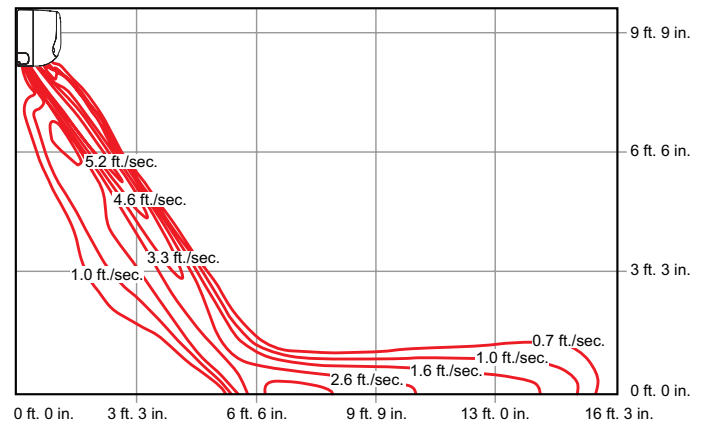
VWMB018H4 - HEATING



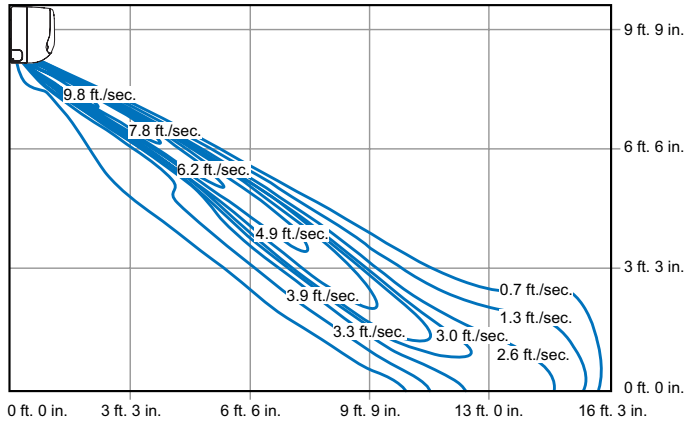
VWMB024H4 - COOLING



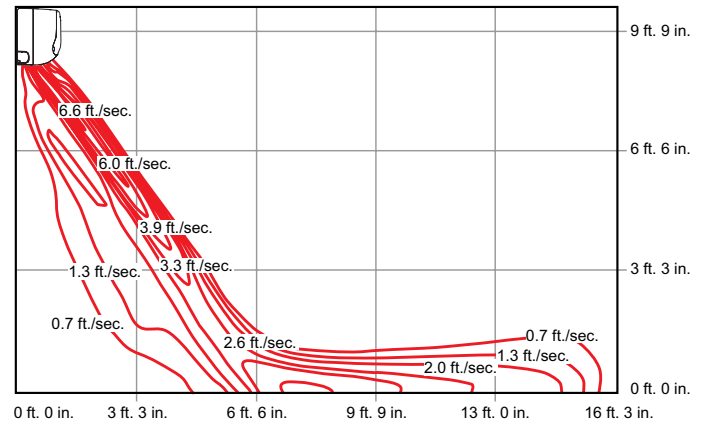
VWMB024H4 - HEATING



VWMB030H4 - COOLING



VWMB030H4 - HEATING



COOLING CAPACITY

Size	Outdoor Temperature °F (Dry Bulb)	Indoor Temperature - °F (Dry Bulb / Wet Bulb)											
		67 / 57		71 / 60		75 / 63		80 / 67		85 / 71		90 / 75	
		Total	Sensible	Total	Sensible	Total	Sensible	Total	Sensible	Total	Sensible	Total	Sensible
		MBH	MBH	MBH	MBH	MBH	MBH	MBH	MBH	MBH	MBH	MBH	MBH
007	-10	4.40	3.13	5.33	3.88	6.26	4.66	7.50	5.63	8.74	6.53	9.98	7.52
	5	4.40	3.13	5.33	3.88	6.26	4.66	7.50	5.63	8.74	6.53	9.98	7.52
	10	4.40	3.13	5.33	3.88	6.26	4.66	7.50	5.63	8.74	6.53	9.98	7.52
	15	4.40	3.13	5.33	3.88	6.26	4.66	7.50	5.63	8.74	6.53	9.94	7.49
	20	4.40	3.13	5.33	3.88	6.26	4.66	7.50	5.63	8.74	6.53	9.80	7.39
	25	4.40	3.13	5.33	3.88	6.26	4.66	7.50	5.63	8.74	6.53	9.66	7.28
	30	4.40	3.13	5.33	3.88	6.26	4.66	7.50	5.63	8.74	6.53	9.51	7.17
	35	4.40	3.13	5.33	3.88	6.26	4.66	7.50	5.63	8.74	6.53	9.37	7.06
	40	4.40	3.13	5.33	3.88	6.26	4.66	7.50	5.63	8.74	6.53	9.23	6.95
	45	4.40	3.13	5.33	3.88	6.26	4.66	7.50	5.63	8.74	6.53	9.08	6.84
	50	4.40	3.13	5.33	3.88	6.26	4.66	7.50	5.63	8.74	6.53	8.94	6.73
	55	4.40	3.13	5.33	3.88	6.26	4.66	7.50	5.63	8.72	6.51	8.80	6.63
	60	4.40	3.13	5.33	3.88	6.26	4.66	7.50	5.63	8.58	6.41	8.65	6.52
	65	4.40	3.13	5.33	3.88	6.26	4.66	7.50	5.63	8.44	6.30	8.51	6.41
	70	4.40	3.13	5.33	3.88	6.26	4.66	7.50	5.63	8.29	6.19	8.36	6.30
	75	4.40	3.13	5.33	3.88	6.26	4.66	7.50	5.63	8.15	6.08	8.22	6.19
	80	4.40	3.13	5.33	3.88	6.26	4.66	7.50	5.63	8.00	5.98	8.08	6.08
	85	4.40	3.13	5.33	3.88	6.26	4.66	7.50	5.63	7.86	5.87	7.93	5.97
	90	4.40	3.13	5.33	3.88	6.26	4.66	7.50	5.63	7.72	5.76	7.79	5.87
	95	4.40	3.13	5.33	3.88	6.26	4.66	7.50	5.63	7.57	5.65	7.64	5.76
100	4.40	3.13	5.33	3.88	6.26	4.66	7.36	5.52	7.43	5.55	7.50	5.65	
105	4.40	3.13	5.33	3.88	6.26	4.66	7.21	5.42	7.26	5.42	7.27	5.48	
110	4.40	3.13	5.33	3.88	6.26	4.66	6.78	5.09	6.95	5.19	7.05	5.31	
115	4.40	3.13	5.10	3.71	5.23	3.89	5.39	4.05	5.56	4.15	5.73	4.31	
118	3.91	2.78	4.26	3.10	4.39	3.26	4.56	3.42	4.72	3.53	4.89	3.68	
125	2.23	1.58	2.36	1.71	2.48	1.84	2.65	1.99	2.81	2.10	2.98	2.25	
009	-10	5.57	3.96	6.75	4.91	7.93	5.90	9.50	7.13	11.07	8.27	12.64	9.52
	5	5.57	3.96	6.75	4.91	7.93	5.90	9.50	7.13	11.07	8.27	12.64	9.52
	10	5.57	3.96	6.75	4.91	7.93	5.90	9.50	7.13	11.07	8.27	12.64	9.52
	15	5.57	3.96	6.75	4.91	7.93	5.90	9.50	7.13	11.07	8.27	12.60	9.49
	20	5.57	3.96	6.75	4.91	7.93	5.90	9.50	7.13	11.07	8.27	12.42	9.35
	25	5.57	3.96	6.75	4.91	7.93	5.90	9.50	7.13	11.07	8.27	12.23	9.22
	30	5.57	3.96	6.75	4.91	7.93	5.90	9.50	7.13	11.07	8.27	12.05	9.08
	35	5.57	3.96	6.75	4.91	7.93	5.90	9.50	7.13	11.07	8.27	11.87	8.94
	40	5.57	3.96	6.75	4.91	7.93	5.90	9.50	7.13	11.07	8.27	11.69	8.80
	45	5.57	3.96	6.75	4.91	7.93	5.90	9.50	7.13	11.07	8.27	11.51	8.67
	50	5.57	3.96	6.75	4.91	7.93	5.90	9.50	7.13	11.07	8.27	11.32	8.53
	55	5.57	3.96	6.75	4.91	7.93	5.90	9.50	7.13	11.05	8.25	11.14	8.39
	60	5.57	3.96	6.75	4.91	7.93	5.90	9.50	7.13	10.87	8.11	10.96	8.25
	65	5.57	3.96	6.75	4.91	7.93	5.90	9.50	7.13	10.68	7.98	10.78	8.12
	70	5.57	3.96	6.75	4.91	7.93	5.90	9.50	7.13	10.50	7.84	10.59	7.98
	75	5.57	3.96	6.75	4.91	7.93	5.90	9.50	7.13	10.32	7.71	10.41	7.84
	80	5.57	3.96	6.75	4.91	7.93	5.90	9.50	7.13	10.14	7.57	10.23	7.71
	85	5.57	3.96	6.75	4.91	7.93	5.90	9.50	7.13	9.96	7.43	10.05	7.57
	90	5.57	3.96	6.75	4.91	7.93	5.90	9.50	7.13	9.77	7.30	9.87	7.43
	95	5.57	3.96	6.75	4.91	7.93	5.90	9.50	7.13	9.59	7.16	9.68	7.29
100	5.57	3.96	6.75	4.91	7.93	5.90	9.32	7.00	9.41	7.03	9.49	7.15	
105	5.57	3.96	6.75	4.91	7.93	5.90	9.14	6.86	9.20	6.87	9.21	6.94	
110	5.57	3.96	6.75	4.91	7.93	5.90	8.59	6.45	8.80	6.57	8.92	6.72	
115	5.57	3.96	6.46	4.70	6.62	4.92	6.83	5.13	7.04	5.26	7.25	5.46	
118	4.95	3.52	5.40	3.93	5.56	4.13	5.77	4.33	5.98	4.47	6.19	4.66	
125	2.83	2.01	2.98	2.17	3.14	2.34	3.35	2.52	3.56	2.66	3.78	2.84	

NOTE - MBH = 1000 BTUs per hour.

COOLING CAPACITY

Size	Outdoor Temperature °F (Dry Bulb)	Indoor Temperature - °F (Dry Bulb / Wet Bulb)											
		67 / 57		71 / 60		75 / 63		80 / 67		85 / 71		90 / 75	
		Total	Sensible	Total	Sensible	Total	Sensible	Total	Sensible	Total	Sensible	Total	Sensible
		MBH	MBH	MBH	MBH	MBH	MBH	MBH	MBH	MBH	MBH	MBH	MBH
012	-10	7.04	5.00	8.53	6.21	10.02	7.45	12.00	9.01	13.98	10.44	15.97	12.03
	5	7.04	5.00	8.53	6.21	10.02	7.45	12.00	9.01	13.98	10.44	15.97	12.03
	10	7.04	5.00	8.53	6.21	10.02	7.45	12.00	9.01	13.98	10.44	15.97	12.03
	15	7.04	5.00	8.53	6.21	10.02	7.45	12.00	9.01	13.98	10.44	15.91	11.98
	20	7.04	5.00	8.53	6.21	10.02	7.45	12.00	9.01	13.98	10.44	15.69	11.82
	25	7.04	5.00	8.53	6.21	10.02	7.45	12.00	9.01	13.98	10.44	15.45	11.64
	30	7.04	5.00	8.53	6.21	10.02	7.45	12.00	9.01	13.98	10.44	15.22	11.47
	35	7.04	5.00	8.53	6.21	10.02	7.45	12.00	9.01	13.98	10.44	14.99	11.29
	40	7.04	5.00	8.53	6.21	10.02	7.45	12.00	9.01	13.98	10.44	14.76	11.12
	45	7.04	5.00	8.53	6.21	10.02	7.45	12.00	9.01	13.98	10.44	14.53	10.95
	50	7.04	5.00	8.53	6.21	10.02	7.45	12.00	9.01	13.98	10.44	14.30	10.77
	55	7.04	5.00	8.53	6.21	10.02	7.45	12.00	9.01	13.96	10.42	14.07	10.60
	60	7.04	5.00	8.53	6.21	10.02	7.45	12.00	9.01	13.73	10.25	13.84	10.43
	65	7.04	5.00	8.53	6.21	10.02	7.45	12.00	9.01	13.50	10.08	13.61	10.25
	70	7.04	5.00	8.53	6.21	10.02	7.45	12.00	9.01	13.27	9.91	13.38	10.08
	75	7.04	5.00	8.53	6.21	10.02	7.45	12.00	9.01	13.04	9.73	13.15	9.91
	80	7.04	5.00	8.53	6.21	10.02	7.45	12.00	9.01	12.81	9.56	12.92	9.73
	85	7.04	5.00	8.53	6.21	10.02	7.45	12.00	9.01	12.58	9.39	12.69	9.56
	90	7.04	5.00	8.53	6.21	10.02	7.45	12.00	9.01	12.35	9.22	12.46	9.39
	95	7.04	5.00	8.53	6.21	10.02	7.45	12.00	9.01	12.12	9.05	12.23	9.21
100	7.04	5.00	8.53	6.21	10.02	7.45	11.77	8.84	11.89	8.87	11.99	9.03	
105	7.04	5.00	8.53	6.21	10.02	7.45	11.54	8.67	11.62	8.67	11.63	8.76	
110	7.04	5.00	8.53	6.21	10.02	7.45	10.85	8.15	11.12	8.30	11.27	8.49	
115	7.04	5.00	8.16	5.94	8.36	6.22	8.63	6.48	8.89	6.64	9.16	6.90	
118	6.25	4.51	6.82	5.03	7.02	5.29	7.29	5.55	7.56	5.72	7.82	5.97	
125	3.57	2.54	3.77	2.74	3.97	2.95	4.24	3.18	4.50	3.36	4.77	3.59	
015	-10	8.80	6.25	10.66	7.76	12.52	9.31	15.00	11.26	17.48	13.05	19.96	15.03
	5	8.80	6.25	10.66	7.76	12.52	9.31	15.00	11.26	17.48	13.05	19.96	15.03
	10	8.80	6.25	10.66	7.76	12.52	9.31	15.00	11.26	17.48	13.05	19.96	15.03
	15	8.80	6.25	10.66	7.76	12.52	9.31	15.00	11.26	17.48	13.05	19.89	14.98
	20	8.80	6.25	10.66	7.76	12.52	9.31	15.00	11.26	17.48	13.05	19.61	14.77
	25	8.80	6.25	10.66	7.76	12.52	9.31	15.00	11.26	17.48	13.05	19.32	14.55
	30	8.80	6.25	10.66	7.76	12.52	9.31	15.00	11.26	17.48	13.05	19.03	14.33
	35	8.80	6.25	10.66	7.76	12.52	9.31	15.00	11.26	17.48	13.05	18.74	14.12
	40	8.80	6.25	10.66	7.76	12.52	9.31	15.00	11.26	17.48	13.05	18.45	13.90
	45	8.80	6.25	10.66	7.76	12.52	9.31	15.00	11.26	17.48	13.05	18.17	13.68
	50	8.80	6.25	10.66	7.76	12.52	9.31	15.00	11.26	17.48	13.05	17.88	13.47
	55	8.80	6.25	10.66	7.76	12.52	9.31	15.00	11.26	17.45	13.03	17.59	13.25
	60	8.80	6.25	10.66	7.76	12.52	9.31	15.00	11.26	17.16	12.81	17.30	13.03
	65	8.80	6.25	10.66	7.76	12.52	9.31	15.00	11.26	16.87	12.60	17.02	12.82
	70	8.80	6.25	10.66	7.76	12.52	9.31	15.00	11.26	16.58	12.38	16.73	12.60
	75	8.80	6.25	10.66	7.76	12.52	9.31	15.00	11.26	16.30	12.17	16.44	12.38
	80	8.80	6.25	10.66	7.76	12.52	9.31	15.00	11.26	16.01	11.95	16.15	12.17
	85	8.80	6.25	10.66	7.76	12.52	9.31	15.00	11.26	15.72	11.74	15.86	11.95
	90	8.80	6.25	10.66	7.76	12.52	9.31	15.00	11.26	15.43	11.52	15.58	11.73
	95	8.80	6.25	10.66	7.76	12.52	9.31	15.00	11.26	15.14	11.31	15.29	11.52
100	8.80	6.25	10.66	7.76	12.52	9.31	14.71	11.05	14.86	11.09	14.99	11.29	
105	8.80	6.25	10.66	7.76	12.52	9.31	14.42	10.83	14.52	10.84	14.54	10.95	
110	8.80	6.25	10.66	7.76	12.52	9.31	13.56	10.18	13.90	10.37	14.09	10.61	
115	8.80	6.25	10.20	7.42	10.45	7.77	10.78	8.10	11.12	8.30	11.45	8.63	
118	7.82	5.63	8.53	6.29	8.78	6.62	9.11	6.93	9.44	7.15	9.78	7.46	
125	4.46	3.17	4.71	3.43	4.96	3.69	5.30	3.98	5.63	4.20	5.96	4.49	

NOTE - MBH = 1000 BTUs per hour.

COOLING CAPACITY

Size	Outdoor Temperature °F (Dry Bulb)	Indoor Temperature - °F (Dry Bulb / Wet Bulb)											
		67 / 57		71 / 60		75 / 63		80 / 67		85 / 71		90 / 75	
		Total	Sensible	Total	Sensible	Total	Sensible	Total	Sensible	Total	Sensible	Total	Sensible
		MBH	MBH	MBH	MBH	MBH	MBH	MBH	MBH	MBH	MBH	MBH	MBH
018	-10	11.15	7.92	13.50	9.82	15.86	11.79	19.00	14.27	22.14	16.53	25.28	19.04
	5	11.15	7.92	13.50	9.82	15.86	11.79	19.00	14.27	22.14	16.53	25.28	19.04
	10	11.15	7.92	13.50	9.82	15.86	11.79	19.00	14.27	22.14	16.53	25.28	19.04
	15	11.15	7.92	13.50	9.82	15.86	11.79	19.00	14.27	22.14	16.53	25.19	18.98
	20	11.15	7.92	13.50	9.82	15.86	11.79	19.00	14.27	22.14	16.53	24.84	18.71
	25	11.15	7.92	13.50	9.82	15.86	11.79	19.00	14.27	22.14	16.53	24.47	18.43
	30	11.15	7.92	13.50	9.82	15.86	11.79	19.00	14.27	22.14	16.53	24.10	18.16
	35	11.15	7.92	13.50	9.82	15.86	11.79	19.00	14.27	22.14	16.53	23.74	17.88
	40	11.15	7.92	13.50	9.82	15.86	11.79	19.00	14.27	22.14	16.53	23.38	17.61
	45	11.15	7.92	13.50	9.82	15.86	11.79	19.00	14.27	22.14	16.53	23.01	17.33
	50	11.15	7.92	13.50	9.82	15.86	11.79	19.00	14.27	22.14	16.53	22.65	17.06
	55	11.15	7.92	13.50	9.82	15.86	11.79	19.00	14.27	22.10	16.50	22.28	16.78
	60	11.15	7.92	13.50	9.82	15.86	11.79	19.00	14.27	21.73	16.23	21.92	16.51
	65	11.15	7.92	13.50	9.82	15.86	11.79	19.00	14.27	21.37	15.96	21.55	16.23
	70	11.15	7.92	13.50	9.82	15.86	11.79	19.00	14.27	21.01	15.68	21.19	15.96
	75	11.15	7.92	13.50	9.82	15.86	11.79	19.00	14.27	20.64	15.41	20.82	15.69
	80	11.15	7.92	13.50	9.82	15.86	11.79	19.00	14.27	20.28	15.14	20.46	15.41
	85	11.15	7.92	13.50	9.82	15.86	11.79	19.00	14.27	19.91	14.87	20.09	15.14
	90	11.15	7.92	13.50	9.82	15.86	11.79	19.00	14.27	19.55	14.59	19.73	14.86
	95	11.15	7.92	13.50	9.82	15.86	11.79	19.00	14.27	19.18	14.32	19.37	14.59
100	11.15	7.92	13.50	9.82	15.86	11.79	18.64	13.99	18.82	14.05	18.99	14.30	
105	11.15	7.92	13.50	9.82	15.86	11.79	18.27	13.72	18.39	13.73	18.42	13.87	
110	11.15	7.92	13.50	9.82	15.86	11.79	17.18	12.90	17.60	13.14	17.85	13.45	
115	11.15	7.92	12.92	9.40	13.24	9.84	13.66	10.26	14.08	10.51	14.50	10.93	
118	9.90	7.03	10.80	7.86	11.12	8.27	11.54	8.67	11.96	8.93	12.38	9.33	
125	5.65	4.01	5.97	4.34	6.28	4.67	6.71	5.04	7.13	5.32	7.55	5.69	
024	-10	14.08	10.00	17.06	12.41	20.03	14.90	24.00	18.02	27.97	20.88	31.93	24.05
	5	14.08	10.00	17.06	12.41	20.03	14.90	24.00	18.02	27.97	20.88	31.93	24.05
	10	14.08	10.00	17.06	12.41	20.03	14.90	24.00	18.02	27.97	20.88	31.93	24.05
	15	14.08	10.00	17.06	12.41	20.03	14.90	24.00	18.02	27.97	20.88	31.82	23.97
	20	14.08	10.00	17.06	12.41	20.03	14.90	24.00	18.02	27.97	20.88	31.37	23.63
	25	14.08	10.00	17.06	12.41	20.03	14.90	24.00	18.02	27.97	20.88	30.91	23.28
	30	14.08	10.00	17.06	12.41	20.03	14.90	24.00	18.02	27.97	20.88	30.45	22.93
	35	14.08	10.00	17.06	12.41	20.03	14.90	24.00	18.02	27.97	20.88	29.99	22.59
	40	14.08	10.00	17.06	12.41	20.03	14.90	24.00	18.02	27.97	20.88	29.53	22.24
	45	14.08	10.00	17.06	12.41	20.03	14.90	24.00	18.02	27.97	20.88	29.07	21.89
	50	14.08	10.00	17.06	12.41	20.03	14.90	24.00	18.02	27.97	20.88	28.61	21.55
	55	14.08	10.00	17.06	12.41	20.03	14.90	24.00	18.02	27.91	20.84	28.15	21.20
	60	14.08	10.00	17.06	12.41	20.03	14.90	24.00	18.02	27.45	20.50	27.68	20.85
	65	14.08	10.00	17.06	12.41	20.03	14.90	24.00	18.02	26.99	20.15	27.22	20.51
	70	14.08	10.00	17.06	12.41	20.03	14.90	24.00	18.02	26.53	19.81	26.76	20.16
	75	14.08	10.00	17.06	12.41	20.03	14.90	24.00	18.02	26.07	19.47	26.30	19.81
	80	14.08	10.00	17.06	12.41	20.03	14.90	24.00	18.02	25.61	19.12	25.84	19.47
	85	14.08	10.00	17.06	12.41	20.03	14.90	24.00	18.02	25.15	18.78	25.38	19.12
	90	14.08	10.00	17.06	12.41	20.03	14.90	24.00	18.02	24.69	18.44	24.92	18.77
	95	14.08	10.00	17.06	12.41	20.03	14.90	24.00	18.02	24.23	18.09	24.46	18.43
100	14.08	10.00	17.06	12.41	20.03	14.90	23.54	17.68	23.77	17.75	23.99	18.07	
105	14.08	10.00	17.06	12.41	20.03	14.90	23.08	17.33	23.23	17.35	23.27	17.53	
110	14.08	10.00	17.06	12.41	20.03	14.90	21.70	16.29	22.23	16.60	22.55	16.98	
115	14.08	10.00	16.32	11.87	16.72	12.43	17.25	12.96	17.79	13.28	18.32	13.80	
118	12.51	9.01	13.64	10.07	14.04	10.59	14.58	11.10	15.11	11.44	15.64	11.94	
125	7.14	5.07	7.54	5.48	7.94	5.90	8.47	6.36	9.01	6.72	9.54	7.19	

NOTE - MBH = 1000 BTUs per hour.

COOLING CAPACITY

Size	Outdoor Temperature °F (Dry Bulb)	Indoor Temperature - °F (Dry Bulb / Wet Bulb)											
		67 / 57		71 / 60		75 / 63		80 / 67		85 / 71		90 / 75	
		Total	Sensible	Total	Sensible	Total	Sensible	Total	Sensible	Total	Sensible	Total	Sensible
		MBH	MBH	MBH	MBH	MBH	MBH	MBH	MBH	MBH	MBH	MBH	MBH
030	-10	17.60	12.50	21.32	15.51	25.04	18.62	30.00	22.53	34.96	26.10	39.92	30.07
	5	17.60	12.50	21.32	15.51	25.04	18.62	30.00	22.53	34.96	26.10	39.92	30.07
	10	17.60	12.50	21.32	15.51	25.04	18.62	30.00	22.53	34.96	26.10	39.92	30.07
	15	17.60	12.50	21.32	15.51	25.04	18.62	30.00	22.53	34.96	26.10	39.78	29.96
	20	17.60	12.50	21.32	15.51	25.04	18.62	30.00	22.53	34.96	26.10	39.22	29.54
	25	17.60	12.50	21.32	15.51	25.04	18.62	30.00	22.53	34.96	26.10	38.63	29.10
	30	17.60	12.50	21.32	15.51	25.04	18.62	30.00	22.53	34.96	26.10	38.06	28.67
	35	17.60	12.50	21.32	15.51	25.04	18.62	30.00	22.53	34.96	26.10	37.48	28.23
	40	17.60	12.50	21.32	15.51	25.04	18.62	30.00	22.53	34.96	26.10	36.91	27.80
	45	17.60	12.50	21.32	15.51	25.04	18.62	30.00	22.53	34.96	26.10	36.33	27.37
	50	17.60	12.50	21.32	15.51	25.04	18.62	30.00	22.53	34.96	26.10	35.76	26.93
	55	17.60	12.50	21.32	15.51	25.04	18.62	30.00	22.53	34.89	26.05	35.18	26.50
	60	17.60	12.50	21.32	15.51	25.04	18.62	30.00	22.53	34.32	25.62	34.61	26.07
	65	17.60	12.50	21.32	15.51	25.04	18.62	30.00	22.53	33.74	25.19	34.03	25.63
	70	17.60	12.50	21.32	15.51	25.04	18.62	30.00	22.53	33.17	24.76	33.45	25.20
	75	17.60	12.50	21.32	15.51	25.04	18.62	30.00	22.53	32.59	24.33	32.88	24.77
	80	17.60	12.50	21.32	15.51	25.04	18.62	30.00	22.53	32.02	23.90	32.30	24.33
	85	17.60	12.50	21.32	15.51	25.04	18.62	30.00	22.53	31.44	23.47	31.73	23.90
	90	17.60	12.50	21.32	15.51	25.04	18.62	30.00	22.53	30.86	23.04	31.15	23.47
	95	17.60	12.50	21.32	15.51	25.04	18.62	30.00	22.53	30.29	22.61	30.58	23.03
100	17.60	12.50	21.32	15.51	25.04	18.62	29.42	22.09	29.71	22.18	29.98	22.58	
105	17.60	12.50	21.32	15.51	25.04	18.62	28.85	21.66	29.04	21.68	29.08	21.91	
110	17.60	12.50	21.32	15.51	25.04	18.62	27.12	20.37	27.79	20.75	28.18	21.23	
115	17.60	12.50	20.40	14.84	20.90	15.54	21.57	16.20	22.23	16.60	22.90	17.25	
118	15.64	11.27	17.05	12.58	17.55	13.23	18.22	13.87	18.89	14.30	19.55	14.93	
125	8.92	6.34	9.42	6.86	9.92	7.38	10.59	7.95	11.26	8.40	11.92	8.98	

NOTE - MBH = 1000 BTUs per hour.

HEATING CAPACITY

Size	Outdoor Temperature (°F)		Indoor Temperature - °F (Dry Bulb)					
			61	64	67	70	73	75
	Dry Bulb	Wet Bulb	Total Capacity					
			MBH	MBH	MBH	MBH	MBH	MBH
007	-13	-14	3.84	3.67	3.49	3.32	3.15	3.03
	-8	-9	4.29	4.12	3.95	3.77	3.60	3.49
	-3	-4	4.75	4.58	4.40	4.23	4.06	3.94
	2	1	5.20	5.03	4.86	4.68	4.51	4.40
	7	6	5.66	5.48	5.31	5.14	4.97	4.85
	12	10	6.02	5.85	5.68	5.50	5.33	5.21
	17	15	6.48	6.30	6.13	5.96	5.78	5.67
	22	20	6.93	6.76	6.58	6.41	6.24	6.12
	27	24	7.29	7.12	6.95	6.77	6.60	6.49
	32	29	7.75	7.58	7.40	7.23	7.06	6.94
	37	34	8.20	8.03	7.86	7.68	7.51	7.40
	42	38	8.57	8.39	8.22	8.05	7.87	7.51
	47	43	9.02	8.85	8.67	8.50	7.91	7.51
	52	47	9.38	9.21	9.04	8.50	7.91	7.51
	57	52	9.84	9.67	9.09	8.50	7.91	7.51
	62	56	10.20	9.69	9.09	8.50	7.91	7.51
	67	61	10.28	9.69	9.09	8.50	7.91	7.51
72	66	10.28	9.69	9.09	8.50	7.91	7.51	
75	69	10.28	9.69	9.09	8.50	7.91	7.51	
80	74	10.28	9.69	9.09	8.50	7.91	7.51	
009	-13	-14	4.97	4.74	4.52	4.30	4.07	3.92
	-8	-9	5.56	5.33	5.11	4.89	4.66	4.51
	-3	-4	6.15	5.92	5.70	5.47	5.25	5.10
	2	1	6.73	6.51	6.29	6.06	5.84	5.69
	7	6	7.32	7.10	6.87	6.65	6.43	6.28
	12	10	7.79	7.57	7.34	7.12	6.90	6.75
	17	15	8.38	8.16	7.93	7.71	7.48	7.34
	22	20	8.97	8.74	8.52	8.30	8.07	7.92
	27	24	9.44	9.21	8.99	8.77	8.54	8.39
	32	29	10.03	9.80	9.58	9.36	9.13	8.98
	37	34	10.62	10.39	10.17	9.94	9.72	9.57
	42	38	11.09	10.86	10.64	10.41	10.19	9.72
	47	43	11.67	11.45	11.23	11.00	10.23	9.72
	52	47	12.14	11.92	11.70	11.00	10.23	9.72
	57	52	12.73	12.51	11.77	11.00	10.23	9.72
	62	56	13.20	12.53	11.77	11.00	10.23	9.72
	67	61	13.30	12.53	11.77	11.00	10.23	9.72
72	66	13.30	12.53	11.77	11.00	10.23	9.72	
75	69	13.30	12.53	11.77	11.00	10.23	9.72	
80	74	13.30	12.53	11.77	11.00	10.23	9.72	

NOTE - MBH = 1000 BTUs per hour.

HEATING CAPACITY

Size	Outdoor Temperature (°F)		Indoor Temperature - °F (Dry Bulb)					
			61	64	67	70	73	75
	Dry Bulb	Wet Bulb	Total Capacity					
			MBH	MBH	MBH	MBH	MBH	MBH
012	-13	-14	5.34	5.07	4.79	4.51	4.24	4.05
	-8	-9	6.14	5.86	5.59	5.31	5.03	4.85
	-3	-4	6.94	6.66	6.38	6.11	5.83	5.65
	2	1	7.74	7.46	7.18	6.91	6.63	6.44
	7	6	8.53	8.26	7.98	7.70	7.43	7.24
	12	10	9.17	8.89	8.62	8.34	8.06	7.88
	17	15	9.97	9.69	9.41	9.14	8.86	8.68
	22	20	10.77	10.49	10.21	9.94	9.66	9.47
	27	24	11.40	11.13	10.85	10.57	10.30	10.11
	32	29	12.20	11.92	11.65	11.37	11.09	10.91
	37	34	13.00	12.72	12.44	12.17	11.89	11.71
	42	38	13.64	13.36	13.08	12.81	12.53	12.02
	47	43	14.43	14.16	13.88	13.60	12.65	12.02
	52	47	15.07	14.79	14.52	13.60	12.65	12.02
	57	52	15.87	15.50	14.55	13.60	12.65	12.02
	62	56	16.45	15.50	14.55	13.60	12.65	12.02
	67	61	16.45	15.50	14.55	13.60	12.65	12.02
	72	66	16.45	15.50	14.55	13.60	12.65	12.02
75	69	16.45	15.50	14.55	13.60	12.65	12.02	
80	74	16.45	15.50	14.55	13.60	12.65	12.02	
015	-13	-14	7.72	7.38	7.03	6.68	6.33	6.10
	-8	-9	8.64	8.29	7.94	7.59	7.25	7.01
	-3	-4	9.55	9.20	8.86	8.51	8.16	7.93
	2	1	10.47	10.12	9.77	9.42	9.08	8.84
	7	6	11.38	11.03	10.69	10.34	9.99	9.76
	12	10	12.11	11.76	11.42	11.07	10.72	10.49
	17	15	13.03	12.68	12.33	11.98	11.64	11.40
	22	20	13.94	13.59	13.25	12.90	12.55	12.32
	27	24	14.67	14.33	13.98	13.63	13.28	13.05
	32	29	15.59	15.24	14.89	14.54	14.20	13.96
	37	34	16.50	16.15	15.81	15.46	15.11	14.88
	42	38	17.23	16.89	16.54	16.19	15.84	15.11
	47	43	18.15	17.80	17.45	17.10	15.91	15.11
	52	47	18.88	18.53	18.18	17.10	15.91	15.11
	57	52	19.79	19.45	18.29	17.10	15.91	15.11
	62	56	20.53	19.49	18.29	17.10	15.91	15.11
	67	61	20.68	19.49	18.29	17.10	15.91	15.11
	72	66	20.68	19.49	18.29	17.10	15.91	15.11
75	69	20.68	19.49	18.29	17.10	15.91	15.11	
80	74	20.68	19.49	18.29	17.10	15.91	15.11	

NOTE - MBH = 1000 BTUs per hour.

HEATING CAPACITY

Size	Outdoor Temperature (°F)		Indoor Temperature - °F (Dry Bulb)					
			61	64	67	70	73	75
	Dry Bulb	Wet Bulb	Total Capacity					
			MBH	MBH	MBH	MBH	MBH	MBH
018	-13	-14	9.71	9.27	8.84	8.40	7.96	7.67
	-8	-9	10.86	10.42	9.99	9.55	9.11	8.82
	-3	-4	12.01	11.57	11.14	10.70	10.26	9.97
	2	1	13.16	12.72	12.29	11.85	11.41	11.12
	7	6	14.31	13.87	13.43	13.00	12.56	12.27
	12	10	15.23	14.79	14.35	13.92	13.48	13.19
	17	15	16.38	15.94	15.50	15.07	14.63	14.34
	22	20	17.53	17.09	16.65	16.22	15.78	15.49
	27	24	18.45	18.01	17.57	17.14	16.70	16.41
	32	29	19.60	19.16	18.72	18.29	17.85	17.56
	37	34	20.75	20.31	19.87	19.44	19.00	18.71
	42	38	21.67	21.23	20.79	20.35	19.92	19.00
	47	43	22.82	22.38	21.94	21.50	20.00	19.00
	52	47	23.74	23.30	22.86	21.50	20.00	19.00
	57	52	24.89	24.45	23.00	21.50	20.00	19.00
	62	56	25.81	24.50	23.00	21.50	20.00	19.00
	67	61	26.00	24.50	23.00	21.50	20.00	19.00
	72	66	26.00	24.50	23.00	21.50	20.00	19.00
75	69	26.00	24.50	23.00	21.50	20.00	19.00	
80	74	26.00	24.50	23.00	21.50	20.00	19.00	
024	-13	-14	13.09	12.53	11.98	11.42	10.87	10.50
	-8	-9	14.39	13.84	13.28	12.73	12.17	11.80
	-3	-4	15.71	15.16	14.60	14.05	13.49	13.12
	2	1	17.05	16.50	15.94	15.39	14.83	14.46
	7	6	18.41	17.86	17.30	16.75	16.19	15.82
	12	10	19.51	18.96	18.40	17.84	17.29	16.92
	17	15	20.90	20.35	19.79	19.23	18.68	18.31
	22	20	22.31	21.75	21.20	20.64	20.09	19.72
	27	24	23.45	22.89	22.34	21.78	21.23	20.86
	32	29	24.89	24.33	23.78	23.22	22.67	22.30
	37	34	26.35	25.79	25.24	24.68	24.12	23.75
	42	38	27.53	26.97	26.41	25.86	25.30	24.13
	47	43	29.02	28.46	27.90	27.30	25.40	24.13
	52	47	30.22	29.67	29.11	27.30	25.40	24.13
	57	52	31.74	31.11	29.20	27.30	25.40	24.13
	62	56	32.97	31.11	29.20	27.30	25.40	24.13
	67	61	33.01	31.11	29.20	27.30	25.40	24.13
	72	66	33.01	31.11	29.20	27.30	25.40	24.13
75	69	33.01	31.11	29.20	27.30	25.40	24.13	
80	74	33.01	31.11	29.20	27.30	25.40	24.13	

NOTE - MBH = 1000 BTUs per hour.

HEATING CAPACITY

Size	Outdoor Temperature (°F)		Indoor Temperature - °F (Dry Bulb)					
			61	64	67	70	73	75
	Dry Bulb	Wet Bulb	Total Capacity					
			MBH	MBH	MBH	MBH	MBH	MBH
308	-13	-14	13.86	13.16	12.47	11.77	11.08	10.62
	-8	-9	15.82	15.12	14.43	13.73	13.04	12.58
	-3	-4	17.77	17.08	16.39	15.69	15.00	14.54
	2	1	19.73	19.04	18.35	17.65	16.96	16.49
	7	6	21.69	21.00	20.30	19.61	18.92	18.45
	12	10	23.26	22.57	21.87	21.18	20.48	20.02
	17	15	25.22	24.52	23.83	23.14	22.44	21.98
	22	20	27.18	26.48	25.79	25.10	24.40	23.94
	27	24	28.75	28.05	27.36	26.66	25.97	25.51
	32	29	30.70	30.01	29.32	28.62	27.93	27.47
	37	34	32.66	31.97	31.28	30.58	29.89	29.42
	42	38	34.23	33.54	32.84	32.15	31.45	30.13
	47	43	36.19	35.50	34.80	34.10	31.72	30.13
	52	47	37.76	37.06	36.37	34.10	31.72	30.13
	57	52	39.72	38.86	36.48	34.10	31.72	30.13
	62	56	41.24	38.86	36.48	34.10	31.72	30.13
	67	61	41.24	38.86	36.48	34.10	31.72	30.13
72	66	41.24	38.86	36.48	34.10	31.72	30.13	
75	69	41.24	38.86	36.48	34.10	31.72	30.13	
80	74	41.24	38.86	36.48	34.10	31.72	30.13	

NOTE - MBH = 1000 BTUs per hour.



Visit us at www.Lennox.com

For the latest technical information, www.LennoxCommercial.com

Contact us at 1-800-4-LENNOX



NOTE - Due to Lennox' ongoing commitment to quality, Specifications, Ratings and Dimensions subject to change without notice and without incurring liability.
Improper installation, adjustment, alteration, service or maintenance can cause property damage or personal injury.
Installation and service must be performed by a qualified installer and servicing agency.

©2019 Lennox Industries, Inc.