



STEP DOWN DIFFUSER ASSEMBLY TO SUIT



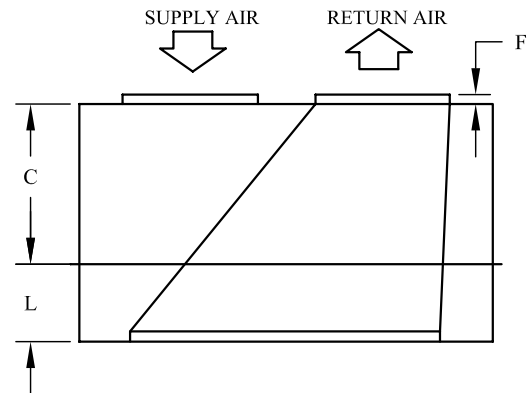
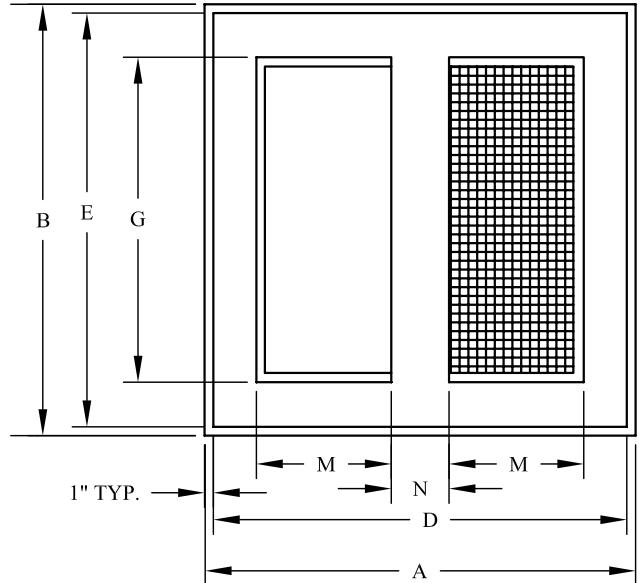
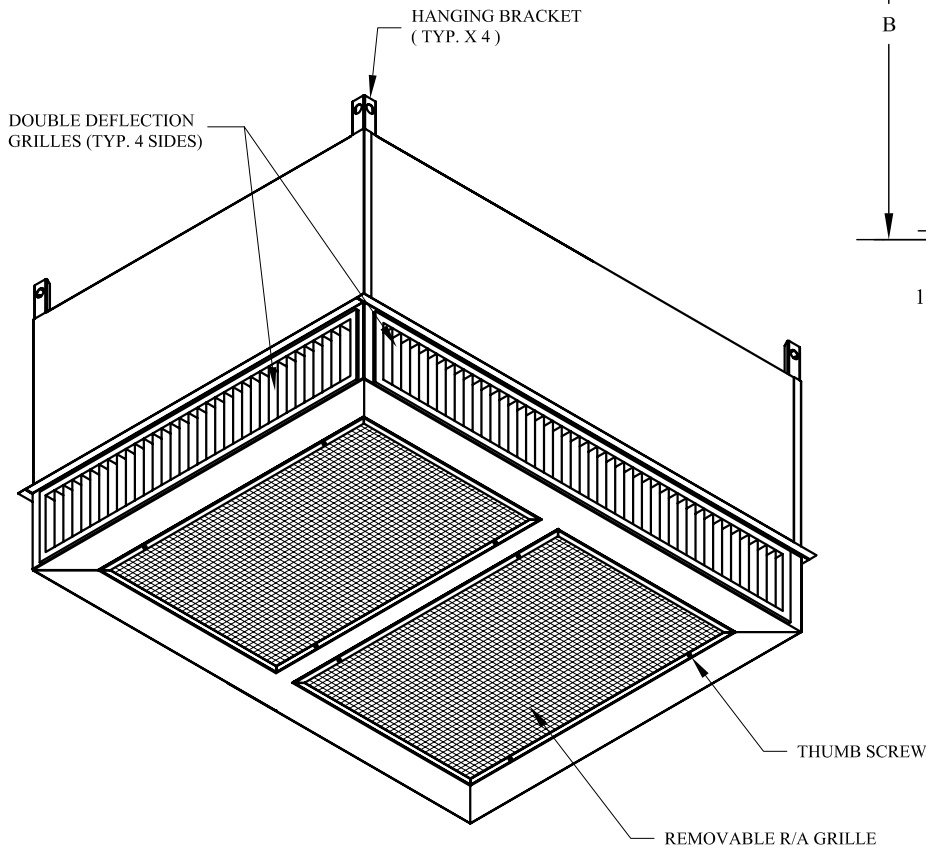
MODEL: RTD11 - 275S

NOTE:

- DIFFUSER HEAD TO BE SUPPORTED INDEPENDENTLY FROM BUILDING STRUCTURE

FEATURES:

- 24GA (G90) GALVANIZED STEEL CONSTRUCTION
- INTERIOR CABINET INSULATED WITH 1" THICK, 1-1/2 lbs/cu ft UL LISTED DUCT LINER
- INTERIOR TRANSITION INSULATED WITH 1/2" THICK, 2 lbs/cu ft UL LISTED DUCT LINER
- RETURN AIR GRID CORE GRILLE WITH WHITE FINISH
- DOUBLE DEFLECTION GRILLES WITH WHITE FINISH (4 SIDES)
- SUPPLY AND RETURN AIR DUCT COLLARS
- DIFFUSER FACE WHITE POWDER COAT FINISH



CAT #	CFM RANGE	THROW (RANGE FT)	DIMENSIONAL DATA										SHPG WEIGHT
			A	B	C	D	E	F	G	L	M	N	
13K64	6000-10000	33-64	59-5/8"	59-5/8"	30-5/8"	57-1/2"	57-1/2"	2"	48"	11-1/8"	24"	4-1/2"	238 LBS

LSDD275

AUG. 16 / 16