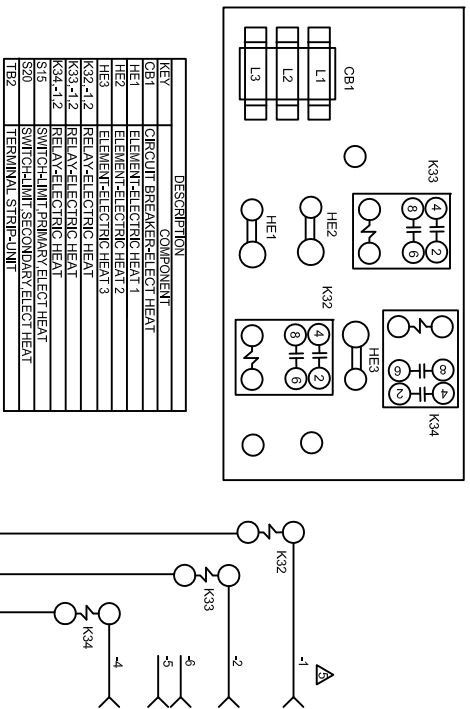
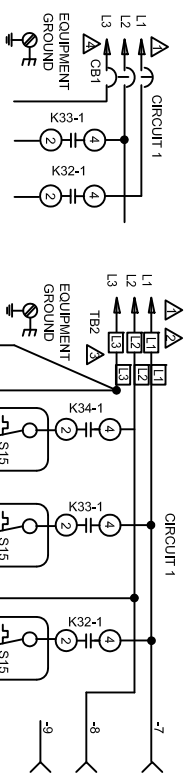


**Cut Size**  
4-3/4" wide x 7-1/2" tall



NOTE: USE COPPER CONDUCTORS ONLY



- △ REFER TO UNIT NAMEPLATE FOR MINIMUM CIRCUIT AMPACITY AND MAXIMUM OVERCURRENT PROTECTION SIZE.
- △ CONNECT POWER WIRES FROM HEATER, LABELED L1, L2, L3 TO TB2 TERMINAL STRIP INSIDE INDOOR UNIT.
- △ TB2 USED ON 8 AND 10KW HEATERS ONLY
- △ CB1 USED ON 15KW HEATER ONLY
- △ CONNECT WIRES 1 THRU 9 TO P8 (9 PIN CONNECTOR) ON AHC CONTROL

**LENNOX** HEATING-ELECTRIC

ECB38-8;10;15CB-Y

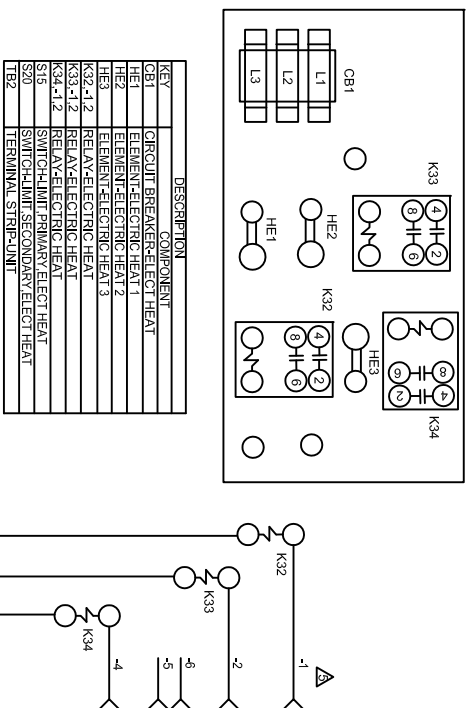
Supersedes

Form No. 537964-01

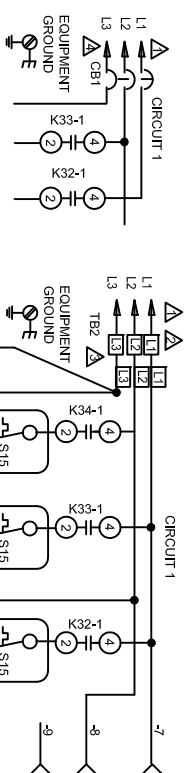
0118

2008

Lennox U.S.A.



NOTE: USE COPPER CONDUCTORS ONLY



- △ REFER TO UNIT NAMEPLATE FOR MINIMUM CIRCUIT AMPACITY AND MAXIMUM OVERCURRENT PROTECTION SIZE.
- △ CONNECT POWER WIRES FROM HEATER, LABELED L1, L2, L3 TO TB2 TERMINAL STRIP INSIDE INDOOR UNIT.
- △ TB2 USED ON 8 AND 10KW HEATERS ONLY
- △ CB1 USED ON 15KW HEATER ONLY
- △ CONNECT WIRES 1 THRU 9 TO P8 (9 PIN CONNECTOR) ON AHC CONTROL

**LENNOX** HEATING-ELECTRIC

ECB38-8;10;15CB-Y

Supersedes

Form No. 537964-01

0118

2008

Lennox U.S.A.