

Job: _____
 Location: _____
 Schedule No.: _____
 System Designation: _____

Engineer: _____
 Architect: _____
 Location: _____
 Date: _____

For: Reference Approval Review Construction

Heat Recovery Outdoor Unit

FEATURES

- Split coil heat exchanger
- Dual hinged electrical boxes for ease of maintenance
- High-efficiency vapor injection inverter compressor
- Intelligent Duty Cycle operation
- Night Silent operation
- Hinged service doors
- Built-in service console
- Built-in base pan heater
- Heating Operation down to -22F
- Low Ambient Cooling down to -10F w/ kit

WARRANTY

- Compressor - 10-year limited warranty
 - All other components - 10-year limited warranty
- *See warranty for details

SPECIFICATIONS

PERFORMANCE

Cooling Capacity ¹ (Btu/h)	Nominal	96,000
	Rated ²	92,000
EER	Ducted	12.0
	Non-Ducted	12.5
IEER	Ducted	21.6
	Non-Ducted	22.6
SCHE	Ducted	28.8
	Non-Ducted	33.9
Heating Capacity ¹ (Btu/h)	Nominal	108,000
	Rated ²	103,000
COP47	Ducted	3.89
	Non-Ducted	4.12
COP17	Ducted	2.62
	Non-Ducted	2.70

ELECTRICAL DATA

Power Supply (Volts/Phase/Hertz)	208-230/3/60
Minimum Circuit Ampacity (A)	75
Maximum Overcurrent Protection (A)	80
Compressor RLA (A)	29.6/29.6
Number of Compressors	2
Outdoor Fan Power Input (W)	1200/1200

GENERAL DATA

Connection Ratio	50% to 130%
Maximum Number of Indoor Units	17
Refrigerant Type	R-410A
Factory Refrigerant Charge (each unit)	23.8 lbs.

NOTES

1. Cooling and Heating capacity data is rated at the following conditions:
 Cooling: 80°FDB / 67°FWB Indoor, 95°FDB Outdoor
 Heating: 70°FDB Indoor, 47°FDB / 43°FWB Outdoor.
2. Complies with AHRI 1230-2014 testing standards
3. Operating Voltage Range 175V to 263V
4. To achieve cooling lower than 5°F a Low ambient hood must be installed. This is purchased as an accessory.
5. A local 115V power outlet is available as an accessory to provide local power for maintenance.



DIMENSIONS (Each Module)

Unit	Height	72
Dimensions (in)	Width	68-1/2
	Depth	32-5/8

Main System Piping (in)

Liquid Pipe Connection	3/4
Gas Pipe Connection	1-1/4

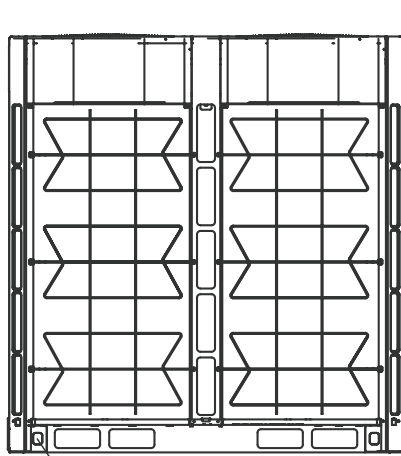
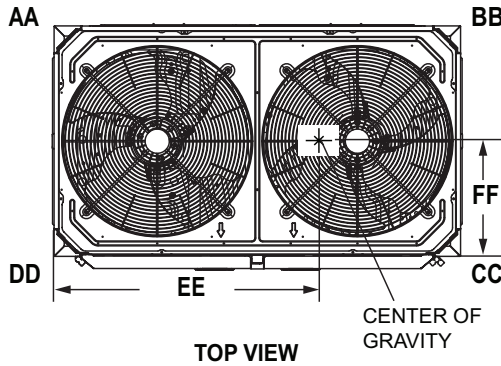
Balancing Pipework between Modules (in)

L.P. Gas Balance Pipe Connection	1-1/4
H.P. Gas Balance Pipe Connection	3/4
Oil Balance Pipe Connection	5/16
Unit Net Weight (lb)	1093

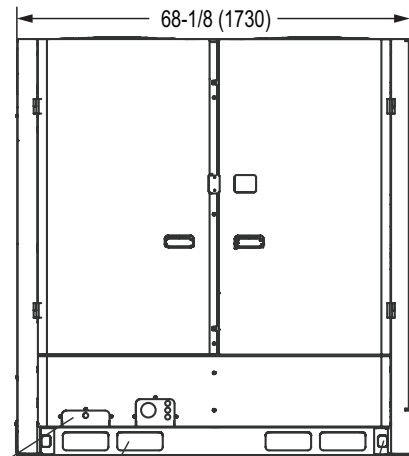


DIMENSIONAL DRAWINGS - INCHES (MM)

CORNER WEIGHTS									CENTER OF GRAVITY			
Model No.	AA		BB		CC		DD		EE		FF	
	lbs.	kg	lbs.	kg	lbs.	kg	lbs.	kg	in.	mm	in.	mm
VRB096L4	173	80	266	122	332	153	323	148	37-1/2	953	12	305



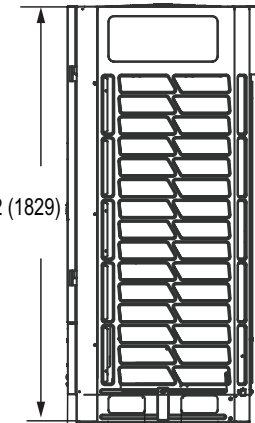
LAG BOLT DESIGNATION (BOTH SIDES) (TO ACCESS LAG BOLT)



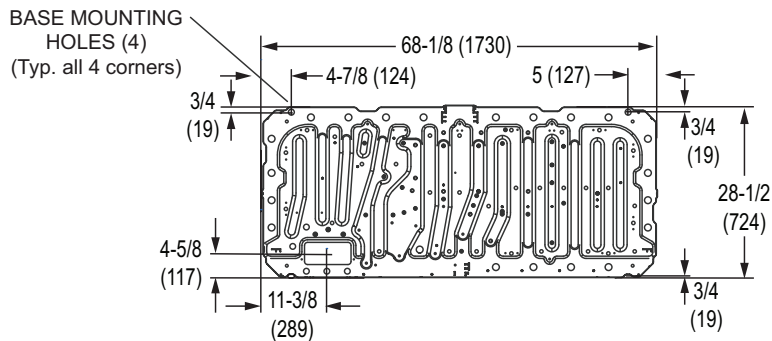
PARELLEL MODULE PIPING KNOCKOUT

FORKLIFT SLOT (BOTH SIDES) (REFIRGERANT LINE PATH)

LIFTING HOLES (BOTH SIDES) (FOR RIGGING)



SIDE VIEW



BASE MOUNTING HOLES (4) (Typ. all 4 corners)

NOTE - Due to Lennox' ongoing commitment to quality, Specifications, Ratings and Dimensions subject to change without notice and without incurring liability. Improper installation, adjustment, alteration, service or maintenance can cause property damage or personal injury. Installation and service must be performed by a qualified installer and servicing agency.